






Weekly Influenza News

Week 8: February 18 to February 24, 2018

Week in Review:

Influenza Activity Indicator	Assessment of Indicator*	Interpretation
 <u>Reported cases</u>	Similar	72 local lab-confirmed case reported in week 8 ; 79 cases reported in week 7
 <u>Percent Positive of Flu Specimens[†]</u>	Similar	Simcoe Muskoka: - flu A (22.8%); flu B (12.3%) Ontario: - flu A (19.3%); flu B (18.3%)
 <u>Local Institutional Outbreaks</u>	Similar	Three institutional influenza outbreaks were declared in week 8. Fifty-two influenza outbreaks reported for the season to date.
 <u>Local Emergency Department respiratory visits: week 8</u>	Similar	Percentage of visits is similar compared to previous week and higher compared to same period in the 2016/17 season
Week 8 Overall Assessment February 18 to February 24, 2018	Similar	Reported Activity Level: Widespread 34 new cases of Flu A reported 38 new cases of Flu B reported
 <u>Predominant Influenza Strains:</u> Influenza A (H3N2), Influenza B\Phuket (Yamagata lineage)		

Notes: Reported activity level is based on the weekly submission of [Appendix C](#) to Public Health Ontario. Definition available [here](#).

*Compared to previous [surveillance week](#)

† Reported for week 7

Reported Local Influenza Cases

In Simcoe Muskoka, there have been **700 lab-confirmed influenza cases reported** as of 28 February 2018; 72 (10%) of which were reported in week 8 – this was similar when compared to week 7.

Of the 442 reported influenza A cases, only 142 have been subtyped:

- 134/142 (94%) are influenza A, H3 strain
- 8/132 (6%) are influenza A, H1N1 pdm09

🔗 Figure 2 and Figure 3 below provide historic comparisons

Table 1: Summary of influenza cases for 2017/18 season

Lab-confirmed Influenza Cases	Week 8		Season-to-Date	
	N	%	N	%
Influenza A	34	47%	442	63%
Influenza B	38	53%	258	37%
Influenza A & B	0	0%	0	0%
Total	72	100%	700	100%

Notes:

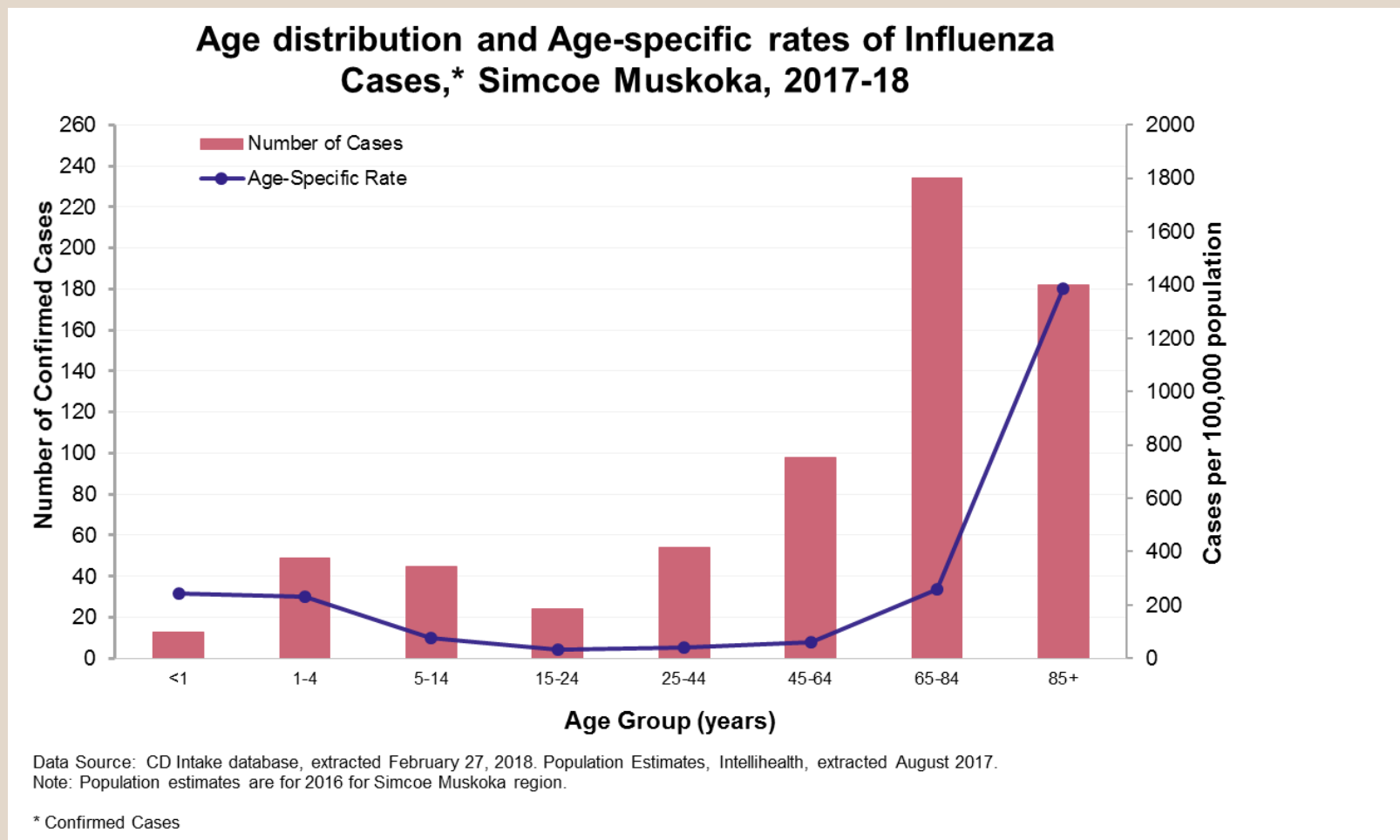
Data source: Communicable Disease Intake Database, extracted on February 28, 2018.

Age Distribution

For the season-to-date, 59.4 % of cases have been reported in individuals aged 65 and older. The corresponding age-specific rates are 260.4 cases per 100,000 population (65-84 years) and 1387.8 cases per 100,000 population (85+ years), respectively. While less than 5% of cases were reported in the <1 years of age group, the age-specific rates is 243.5 cases per 100,000 population.

Median age of reported flu cases: **71 years**

Figure 1: Number and Age-specific Rate of Influenza Cases by Age Group, Simcoe Muskoka, September 2017 to present



Historical Comparison

Figure 2: Reported Influenza Cases, Type A, Current Influenza Season with Historical Comparison, Simcoe Muskoka

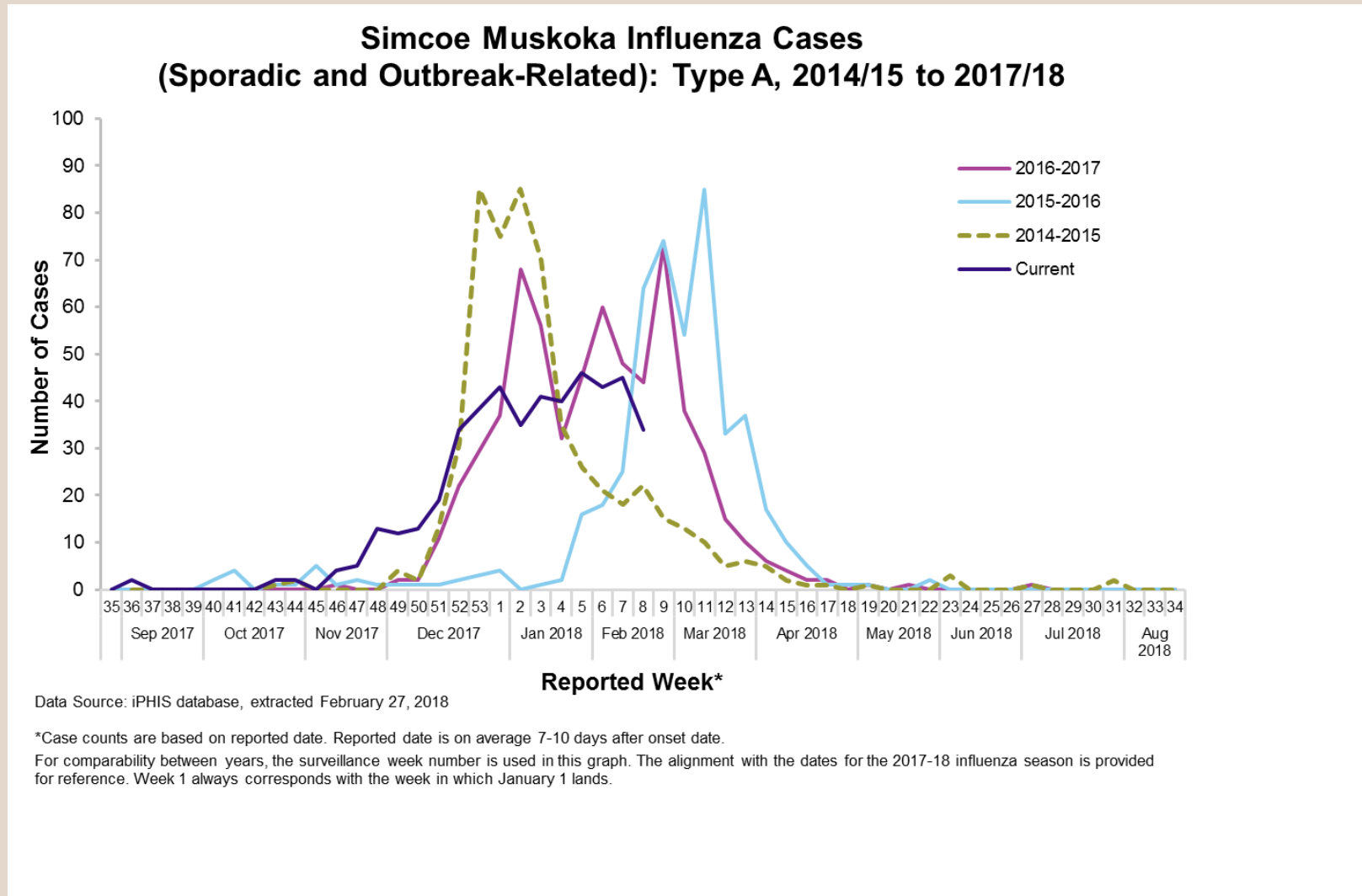
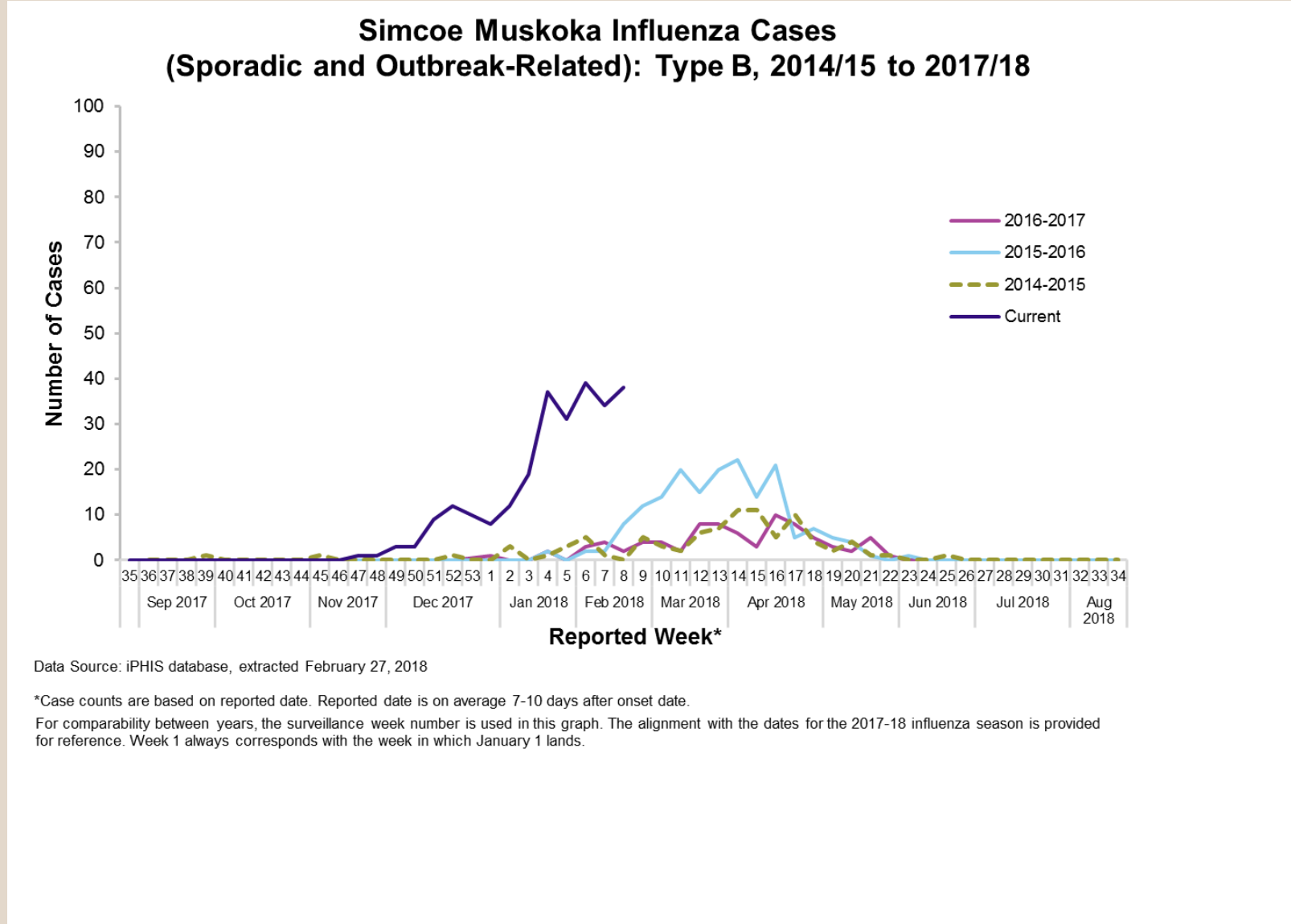


Figure 3: Reported Influenza Cases, Type B, Current Influenza Season with Historical Comparison, Simcoe Muskoka



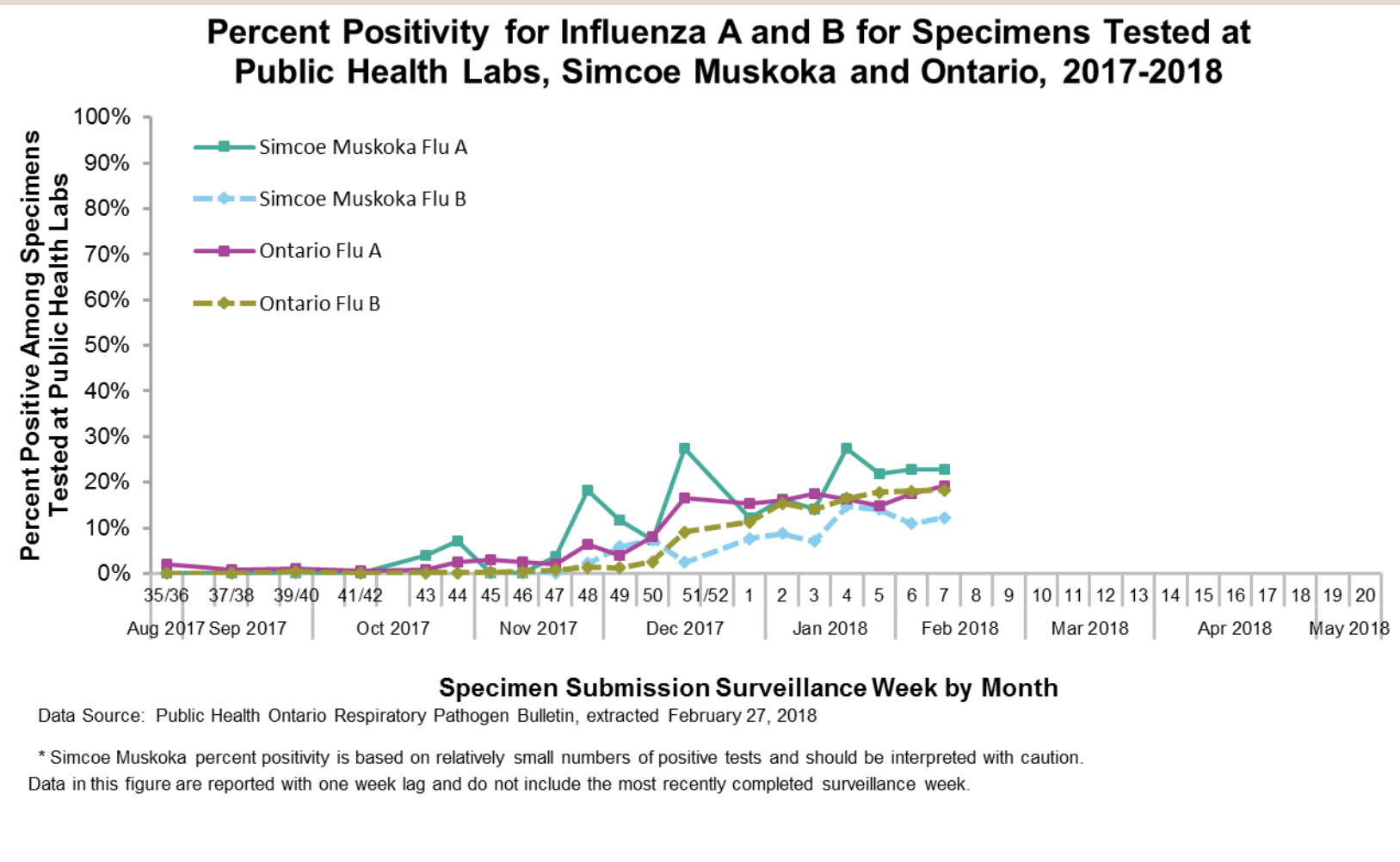
Percent positivity

Note: Percent positivity is reported with one week lag and does not include week 8.

The percentage of flu specimens that are positive (percent positivity) for Influenza A and Influenza B is peaking for the season. The provincial percent positivity for influenza A in week 7 was reported at 19.3%, which is similar compared to week 6. Influenza B percent positivity was reported at 18.3% for week 7.

Locally for week 7, percent positivity for influenza A was reported at 22.8%, while influenza B was 12.3%.

Figure 4: Percent Positivity, Influenza A & B, Simcoe Muskoka & Ontario, 2017/18

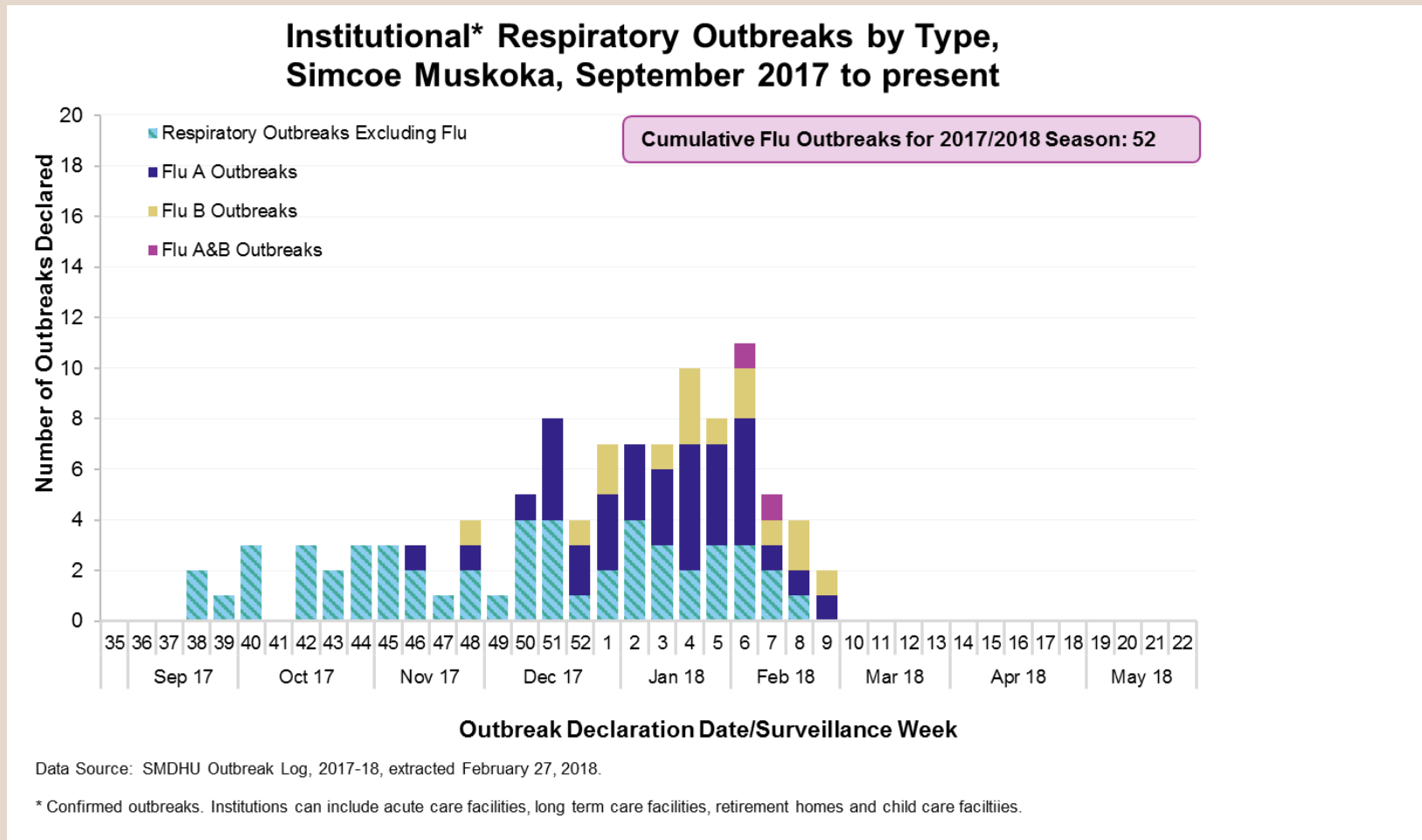


Institutional Respiratory Outbreaks

There have been 52 *lab-confirmed institutional flu outbreaks* in Simcoe Muskoka since September 1, 2017:

- Influenza A: 35 outbreaks
- Influenza B: 15 outbreaks
- Influenza A and B: 2 outbreaks

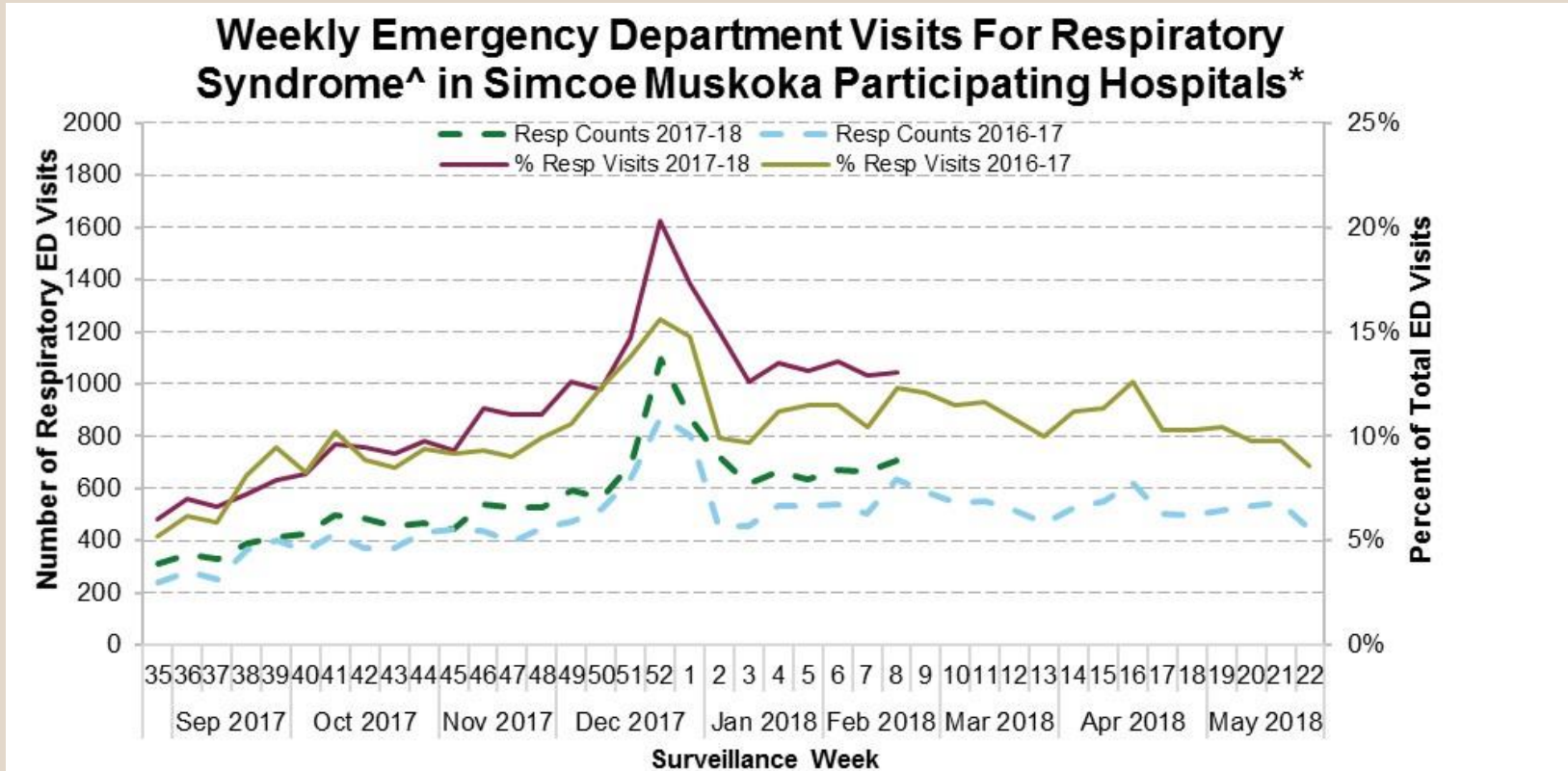
Figure 5: Institutional Outbreaks by Respiratory Pathogen, Simcoe Muskoka, 2017/18



Local Emergency Department Visits

Emergency department visits for respiratory syndrome in Simcoe Muskoka accounted for 13.1% of visits in week 8. This is similar compared to week 7, and higher compared to the same point in the 2016/17 season.

Figure 6: Emergency Department Visits for Respiratory Syndrome at Participating Simcoe Muskoka Hospital, 2016/17, 2017/18 Seasons



Data Source: Acute Care Enhanced Surveillance (ACES) System, extracted February 27, 2018

[^] Respiratory syndrome is defined as "respiratory infection non croup, non bronchiolitis. Includes sore throat, cough, cold, ear infection, blocked ear, earache etc". This syndrome does not include influenza-like illness, which is "fever, myalgia, undifferentiated flu".

^{*}Participating hospitals are: RVH, OSMH, MAH (Bracebridge and Huntsville), GBGH and CGMH. Includes Simcoe Muskoka residents and visitors. As of Oct. 2016, an additional local hospital began feeding data to ACES; comparison of previous crude counts with the current counts should not be

The above data is provided through Acute Care Enhanced Surveillance (ACES), an emergency department (ED) syndromic surveillance system managed by KFLA Public Health Informatics for participating Ontario hospitals. Six hospitals participate in Simcoe Muskoka.

Vaccine Match and Influenza Strains

The trivalent 2017-2018 influenza vaccine contains the following strains:

- A/Michigan/45/2015 (H1N1)pdm09-like virus;
- A/Hong Kong/4801/2014 (H3N2)-like virus; and
- B/Brisbane/60/2008-like virus.

Table 2: Local, Provincial and National Matched and Mismatched Flu Specimens and National Match Percent, 2017-18

Influenza Strains	Number of Specimens with Strain Characterization Results		National Match Percent [†]
	Ontario	Canada	
Influenza A Vaccine Strains			
Influenza A (H3N2) A/Hong Kong/4801/2014-like	91	184	68%
Influenza A (H1N1) A/Michigan/45/2015-like	36	86	32%
Influenza B Vaccine Strains			
B/Brisbane/60/2008-like	5	31	4%
B/Phuket/3073/13-like (Quad vaccine only)	272	689	96%

Data Source: Ontario and Canada Counts: Public Health Ontario Respiratory Pathogen Report, Table 7: Strain characterization completed on influenza isolates at the National Microbiology Laboratory Surveillance week 50, extracted February 28, 2018.

Provincial and national counts are reported with one week lag and do not include the most recently completed surveillance week. Surveillance weeks can be found [here](#).

[†] Non-vaccine match strains are not reported. Percent match is based on antigenically similar strains. As of week 7, an additional 570 specimens did not grow to sufficient hemagglutination titers for antigenic characterization, but were found to be of the same genetic group as A/Hong Kong/4801/2014-like virus through sequence analysis.

Technical Notes

Definitions

Percentage positivity: the number of positive flu cases divided by the number of specimens tested at Public Health Ontario Labs

Reported activity level: the level of influenza activity that is reported to Public Health Ontario by Simcoe Muskoka, based on influenza cases and outbreaks. Definitions available [here](#).

Surveillance week: The week number corresponding to the week of year, running Sunday to Saturday, inclusive, for reporting influenza activity. January 1 always falls within week 1. A list of the current season's surveillance weeks can be found [here](#).

Limitations

Timeliness:

The provincial data are from one week previous because that is the most recent data available.

The hospital data, local counts of influenza, and outbreaks are current to date.

The number of cases listed in a given surveillance week may change as more information becomes available

Case-Follow-up and iPHIS Data Entry:

While Public Health Ontario only requires detailed information on every fifth case of influenza reported to SMDHU, the health unit investigates all hospitalized influenza cases in order to ensure accurate adverse outcomes and subtyping data is available.

Case Reporting:

Sporadic cases do not accurately describe all cases of influenza as those cases reported are skewed towards individuals more likely to seek medical care and be tested (e.g. young, elderly and immunocompromised).

Additional Resources

Simcoe Muskoka

- [Influenza Fact Sheet](#)
- [Influenza HealthSTATS page](#)

Provincial

- [Ontario Respiratory Pathogen Bulletin](#)
- [Public Health Ontario Laboratory Respiratory Pathogen Surveillance Reports](#)
- [ILI Mapper](#)

Week 7 Provincial Summary: For the 2017-2018 surveillance season to week 7, 11061 laboratory-confirmed influenza cases have been reported across Ontario, 1332 (12%) of which were reported in week 7. Among cumulative cases, 54.7% (6045/11061) were influenza A. Of the 1656 reported influenza A cases with subtype information available, 94.9% (1571/1656) were H3N2 and 5.1% (85/1656) were (H1N1)pdm09.

(Source: Public Health Ontario Respiratory Pathogen Bulletin, Surveillance Week 7, extracted February 28, 2018)

National

- [Public Health Agency of Canada FluWatch](#)

International Resources

- [WHO Global Influenza Surveillance and Response System](#)