






Weekly Influenza News

Week 51: December 16 to December 22, 2018

Week in Review:

Influenza Activity Indicator	Assessment of Indicator*	Interpretation
 <u>Reported cases</u>	Higher	14 local lab-confirmed case reported in week 51 ; 5 cases reported in week 50
 <u>Percent Positive of Flu Specimens[†]</u>	Higher	Simcoe Muskoka: - flu A (6.3%); flu B (0.0%) Ontario: - flu A (11.6%); flu B (0.1%)
 <u>Local Institutional Outbreaks</u>	Similar	No influenza outbreaks reported for the 2018-19 season to date.
 <u>Local Emergency Department respiratory visits: week 51</u>	Similar	Percentage of visits is similar compared to previous week and lower compared to the same period for the 2017-18 season.
Week 51 Overall Assessment December 16 to December 22, 2018	Higher	Reported Activity Level: Sporadic
		14 cases of Flu A in SMDHU this week. No Flu B activity reported in SMDHU
 <u>Predominant Influenza Strains:</u> Influenza A		

Notes: Reported activity level is based on the weekly submission of [Appendix C](#) to Public Health Ontario. Definition available [here](#).

*Compared to previous [surveillance week](#)

† Reported for week 50

Reported Local Influenza Cases

In Simcoe Muskoka, there have been **33 lab-confirmed influenza case reported** as of 27 December 2018. 14 (52%) of which were reported in week 51 – this is higher compared to week 50.

Of the 33 reported influenza A cases, only six have been subtyped:

- 1/6 (17%) are influenza A, H1 strain
- 5/6 (83%) are influenza A, H1N1 pdm09

🔗 Figure 1 and Figure 2 below provide historic comparisons

Table 1: Summary of influenza cases for 2018-19 season

Lab-confirmed Influenza Cases	Week 51		Season-to-Date	
	N	%	N	%
Influenza A	14	100%	33	100%
Influenza B	0	0%	0	0%
Influenza A & B	0	0%	0	0%
Total	14	100%	33	100%

Notes:
Data source: Communicable Disease Intake Database, extracted on December 27, 2018.

Historical Comparison

Figure 1: Reported Influenza Cases, Type A, Current Influenza Season with Historical Comparison, Simcoe Muskoka

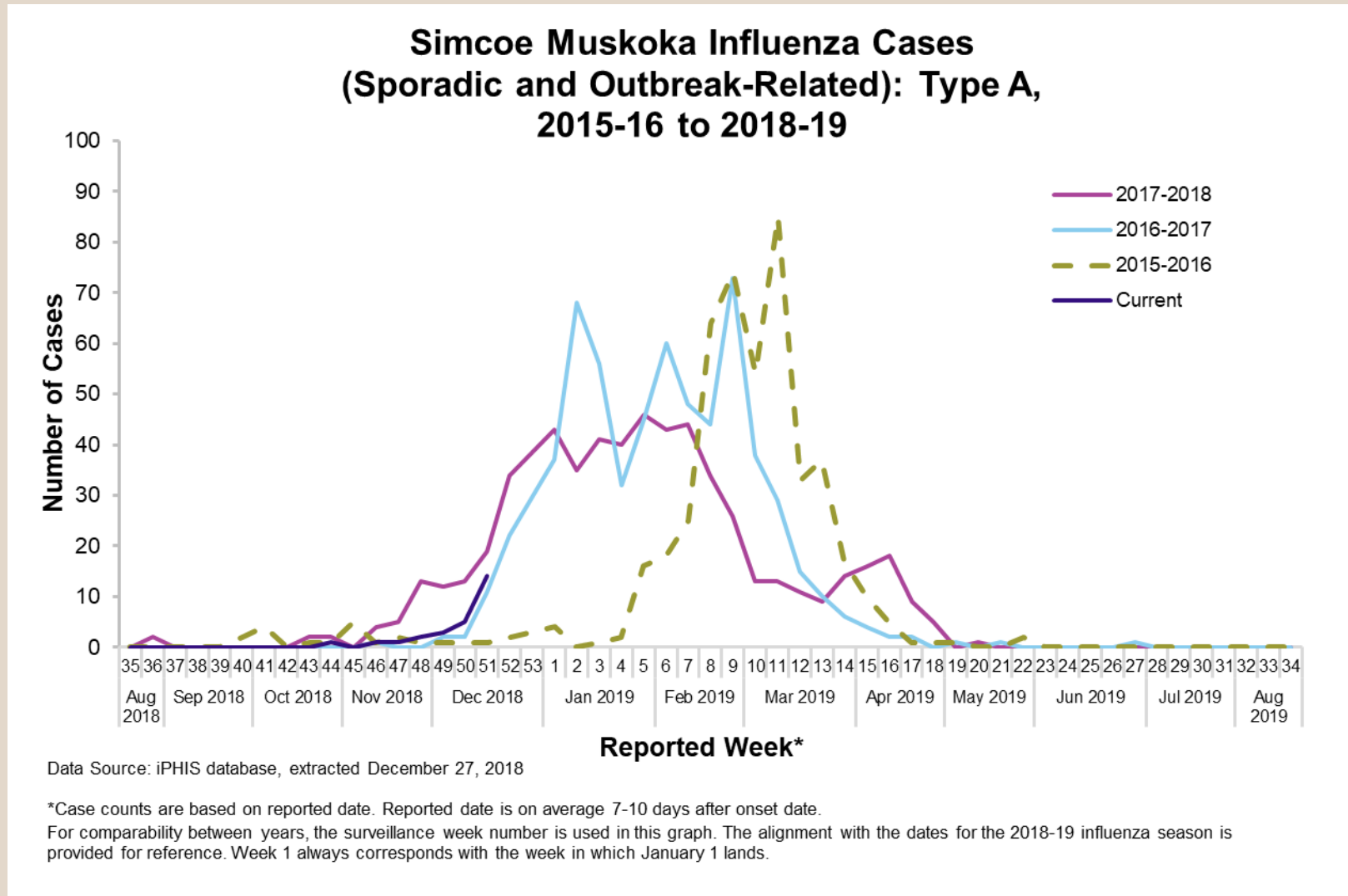
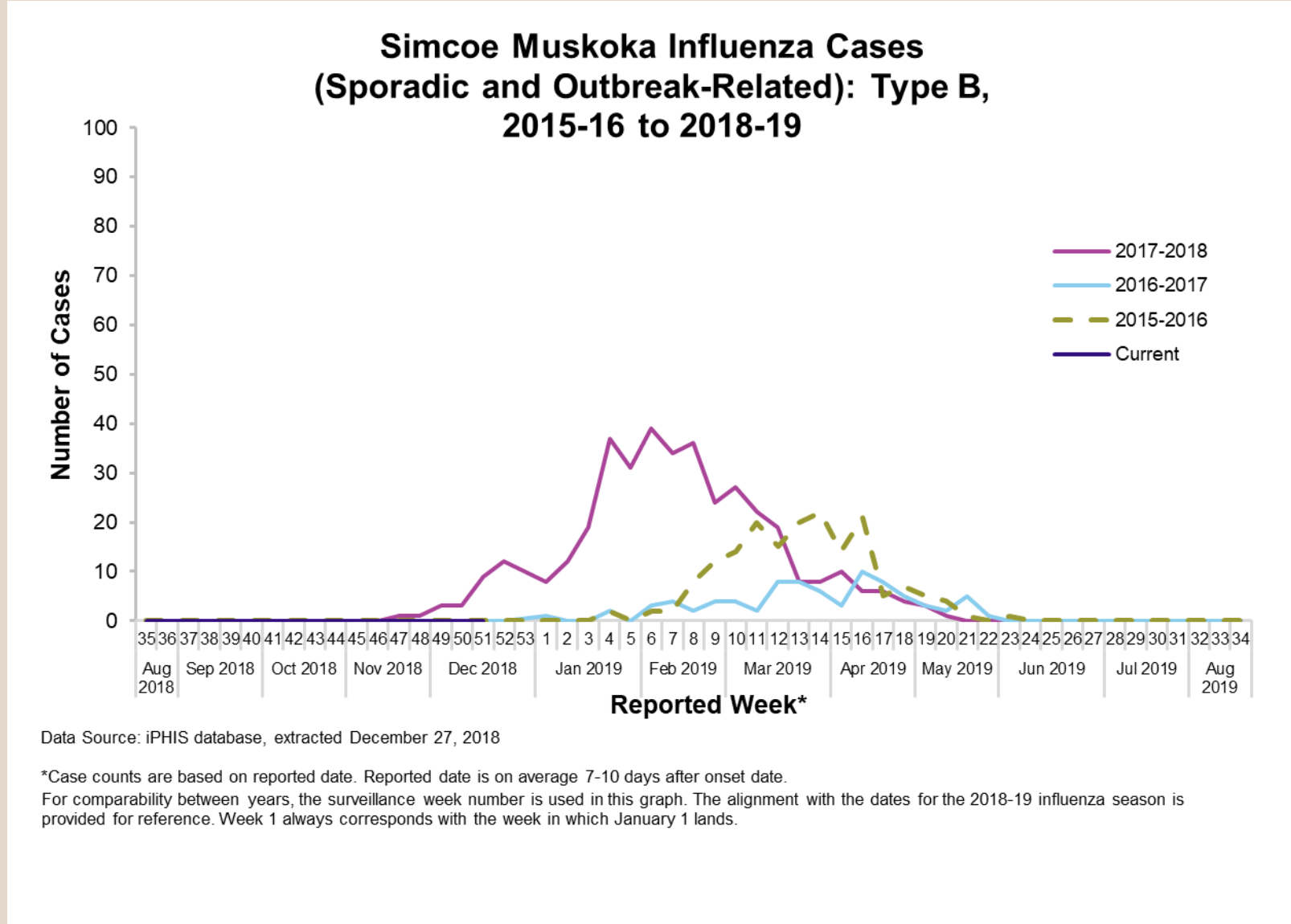


Figure 2: Reported Influenza Cases, Type B, Current Influenza Season with Historical Comparison, Simcoe Muskoka



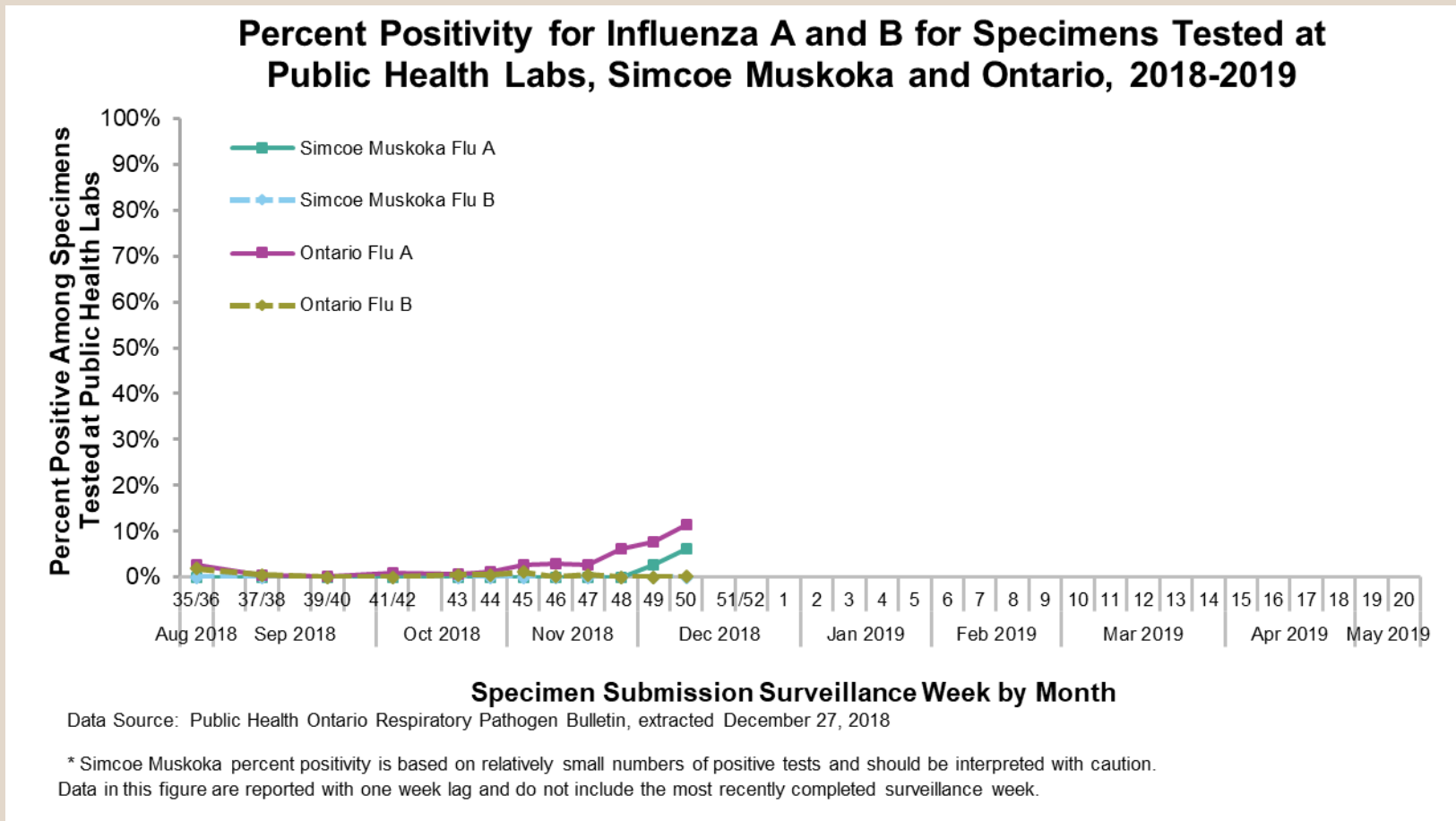
Percent positivity

Note: Percent positivity is reported with one week lag and does not include week 51.

The percentage of flu specimens that are positive (percent positivity) for Influenza A and Influenza B is increasing. The provincial percent positivity for influenza A in week 50 was reported at 11.6%, which is higher when compared to week 49. Influenza B percent positivity was reported at 0.1% for week 50.

Locally for week 50, percent positivity for influenza A was reported at 6.3%, while influenza B was 0.0%.

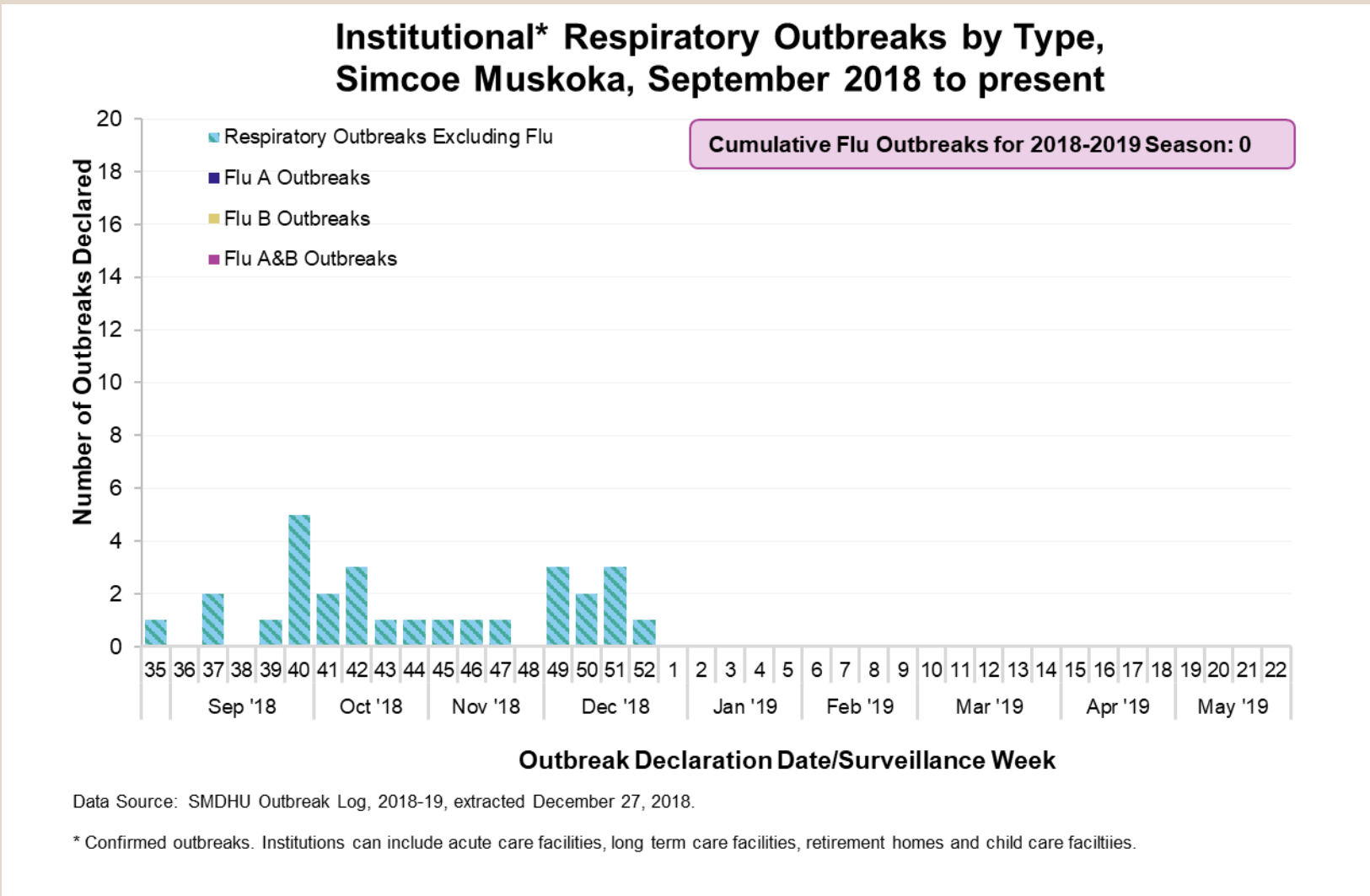
Figure 3: Percent Positivity, Influenza A & B, Simcoe Muskoka & Ontario, 2018-19



Institutional Respiratory Outbreaks

There have been no *lab-confirmed institutional flu outbreaks* in Simcoe Muskoka since September 1, 2018.

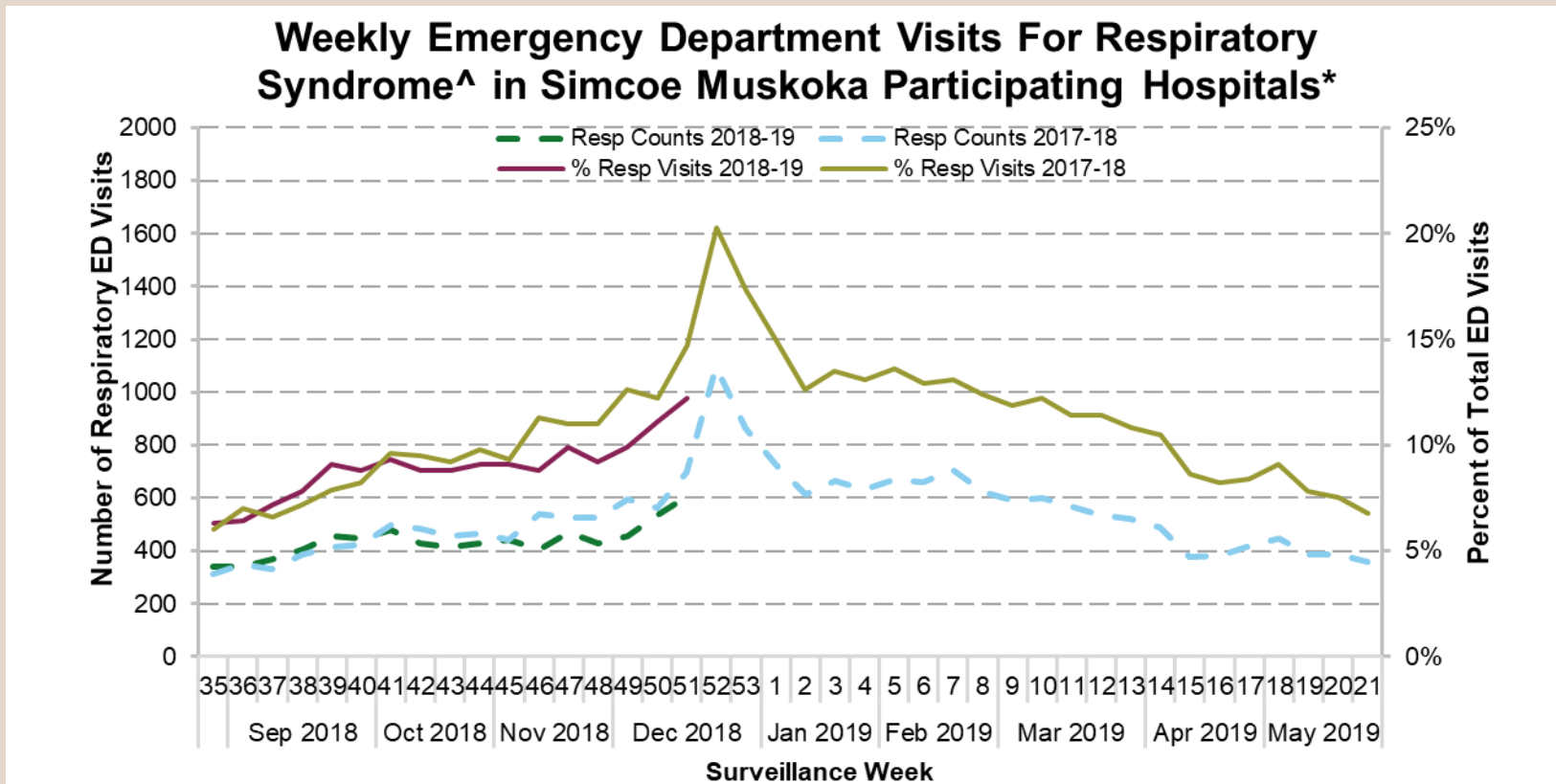
Figure 4: Institutional Outbreaks by Respiratory Pathogen, Simcoe Muskoka, 2018-19



Local Emergency Department Visits

Emergency department visits for respiratory syndrome in Simcoe Muskoka accounted for 12.2% of visits in week 51. This is similar when compared to week 50, and lower when compared to the same point in the 2017-18 season.

Figure 5: Emergency Department Visits for Respiratory Syndrome at Participating Simcoe Muskoka Hospital, 2017-18, 2018-19 Seasons



Data Source: Acute Care Enhanced Surveillance (ACES) System, extracted December 24, 2018

Data is considered preliminary and subject to change.

^ Respiratory syndrome is defined as "respiratory infection non croup, non bronchiolitis. Includes sore throat, cough, cold, ear infection, blocked ear, earache etc". This syndrome does not include influenza-like illness, which is "fever, myalgia, undifferentiated flu".

*Participating hospitals are: RVH, OSMH, MAH (Bracebridge and Huntsville), GBGH and CGMH. Includes Simcoe Muskoka residents and visitors.

The above data is provided through Acute Care Enhanced Surveillance (ACES), an emergency department (ED) syndromic surveillance system managed by KFLA Public Health Informatics for participating Ontario hospitals. Six hospitals participate in Simcoe Muskoka.

Vaccine Match and Influenza Strains

The trivalent 2018-2019 influenza vaccine for the northern hemisphere contains the following strains:

- A/Michigan/45/2015 (H1N1)pdm09-like virus;
- A/Singapore/INFIMH-16-0019/2016 (H3N2)-like virus; and
- B/Colorado/06/2017-like virus (B/Victoria/2/87 lineage).

Table 2: Local, Provincial and National Matched and Mismatched Flu Specimens and National Match Percent, 2018-19

Influenza Strains	Number of Specimens with Strain Characterization Results		National Match Percent [†]
	Ontario	Canada	
Influenza A Vaccine Strains			
Influenza A (H3N2) A/Singapore/INFIMH-16-0019/2016-like	3	5	2%
Influenza A (H1N1) A/Michigan/45/2015-like	42	221	98%
Influenza B Vaccine Strains			
B/Colorado/06/2017-like	0	0	0%
B/Phuket/3073/2013-like virus (Quad vaccine only)	11	14	100%

Data Source: Ontario and Canada Counts: Public Health Ontario Respiratory Pathogen Report, Table 7: Strain characterization completed on influenza isolates at the National Microbiology Laboratory Surveillance week 50, extracted December 27, 2018.

Provincial and national counts are reported with one week lag and do not include the most recently completed surveillance week. Surveillance weeks can be found [here](#).

† Non-vaccine match strains are not reported. Percent match is based on antigenically similar strains. Antigenic similarity may not be reflective of influenza vaccine effectiveness.

As of week 50, 21 additional specimens did not grow to sufficient hemagglutination titers for antigenic characterization, but were found to be of the same genetic group as A/Singapore/INFIMH-16-0019/2016-like virus through sequence analysis.

Technical Notes

Definitions

Percentage positivity: the number of positive flu cases divided by the number of specimens tested at Public Health Ontario Labs

Reported activity level: the level of influenza activity that is reported to Public Health Ontario by Simcoe Muskoka, based on influenza cases and outbreaks. Definitions available [here](#).

Surveillance week: The week number corresponding to the week of year, running Sunday to Saturday, inclusive, for reporting influenza activity. January 1 always falls within week 1. A list of the current season's surveillance weeks can be found [here](#).

Limitations

Timeliness:

The provincial data are from one week previous because that is the most recent data available.

The hospital data, local counts of influenza, and outbreaks are current to date.

The number of cases listed in a given surveillance week may change as more information becomes available

Case-Follow-up and iPHIS Data Entry:

While Public Health Ontario only requires case information as provided by the laboratory report, the health unit investigates all outbreak cases, as information is available, in order to provide a more accurate local picture of adverse outcomes and subtyping.

Case Reporting:

Sporadic cases do not accurately describe all cases of influenza as those cases reported are skewed towards individuals more likely to seek medical care and be tested (e.g. young, elderly and immunocompromised).

Additional Resources

Simcoe Muskoka

- [Influenza Fact Sheet](#)
- [Influenza HealthSTATS page](#)

Provincial

- [Ontario Respiratory Pathogen Bulletin](#)
- [Public Health Ontario Laboratory Respiratory Pathogen Surveillance Reports](#)
- [ILI Mapper](#)

Week 50 Provincial Summary: For the 2018-2019 surveillance season to week 50, 769 laboratory-confirmed influenza cases have been reported across Ontario, 248 (32.2%) of which were reported in week 50. Among cumulative cases, 93.8% (721/769) were influenza A. Of the 191 reported influenza A cases with subtype information available, 35.6% (68/191) were H3N2 and 64.4% (123/191) were (H1N1)pdm09.

(Source: Public Health Ontario Respiratory Pathogen Bulletin, Surveillance Week 50, extracted December 27, 2018)

National

- [Public Health Agency of Canada FluWatch](#)

International Resources

- [WHO Global Influenza Surveillance and Response System](#)