






Weekly Influenza News

Week 48: November 24 to November 30, 2019

Week in Review:

Influenza Activity Indicator	Assessment of Indicator*	Interpretation
 <u>Reported cases</u>	Higher	11 local lab-confirmed case reported in week 48 ; 5 cases reported in week 47
 <u>Percent Positive of Flu Specimens[†]</u>	Similar	Simcoe Muskoka - flu A: 6.4%; flu B: 0.0% Ontario - flu A: 2.2%; flu B: 0.5%
 <u>Local Institutional Outbreaks</u>	Similar	No influenza outbreaks reported for the 2019-20 season to date.
 <u>Local Emergency Department respiratory visits: week 48</u>	Similar	Percentage of visits is similar to previous week and to same period for the 2018-19 season.
Week 48 Overall Assessment November 24 to November 30, 2019	Similar	Reported Activity Level: Sporadic
		Five cases of Flu A reported in SMDHU Six cases of Flu B reported in SMDHU
 <u>Predominant Influenza Strains:</u> Not available		

Notes: Reported activity level is based on the weekly submissions to Public Health Ontario. Definition available [here](#).

*Compared to previous [surveillance week](#); based on provincial percent positively

† Reported for week 47

Reported Local Influenza Cases

In Simcoe Muskoka, there has been **ten lab-confirmed influenza cases reported** as of 3 December 2019. Five cases of influenza were reported in week 48.

Of the nine reported influenza A cases, four have been subtyped:

- 3/4 (75%) are influenza A, H3 strain
- 1/4 (25%) are influenza A, H1 strain/ H1N1 pdm09.

🔗 Figure 1 and Figure 2 below provide historic comparisons

Table 1: Summary of influenza cases for 2019-20 season

Lab-confirmed Influenza Cases	Week 48		Season-to-Date	
	N	%	N	%
Influenza A	5	45%	12	48%
Influenza B	6	55%	13	52%
Influenza A & B	0	0%	0	0%
Total	11	100%	25	100%
Notes:				
Data source: Communicable Disease Intake Database, extracted on November 5, 2019.				

Historical Comparison

Figure 1: Reported Influenza Cases, Type A, Current Influenza Season with Historical Comparison, Simcoe Muskoka

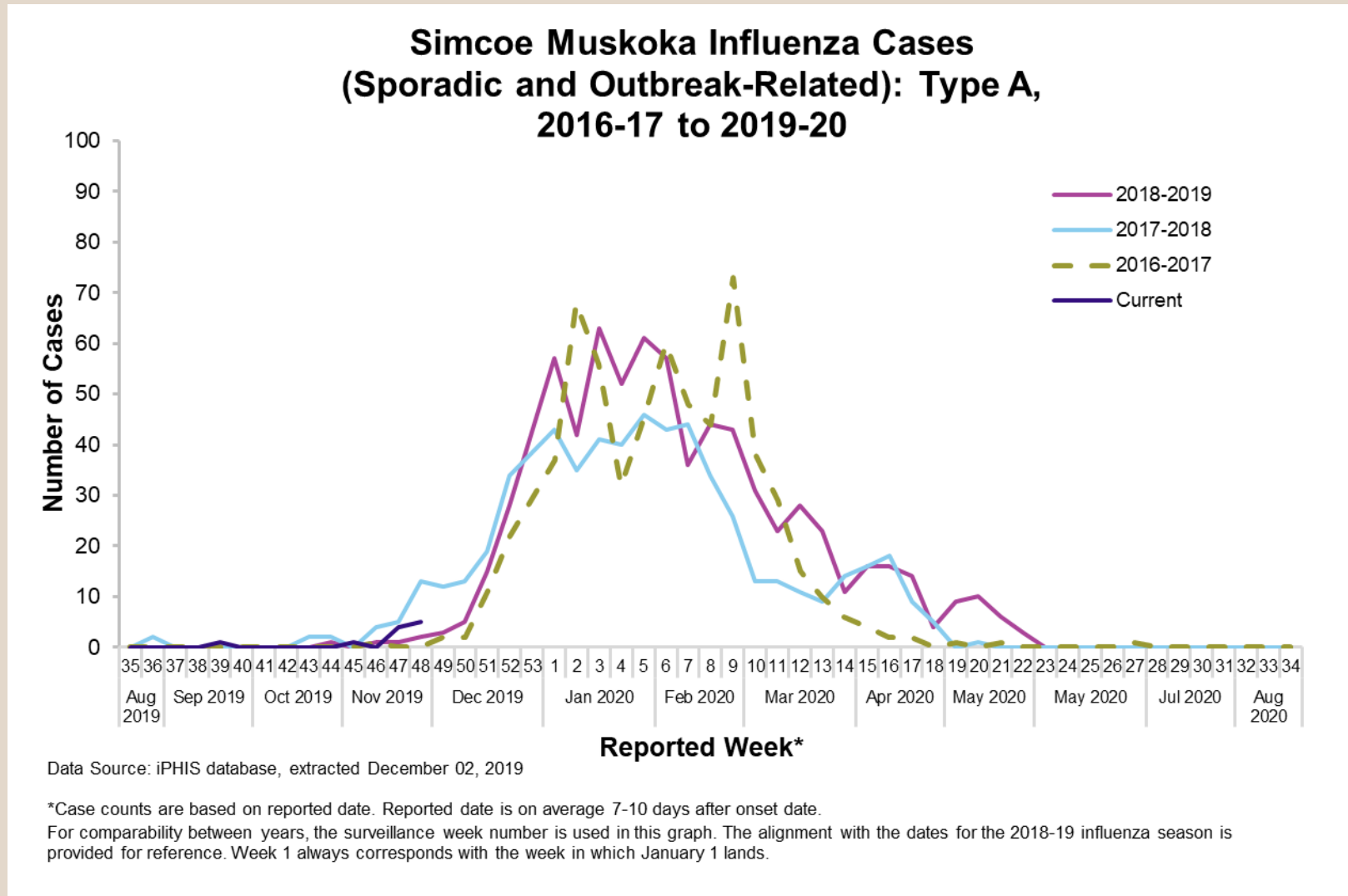
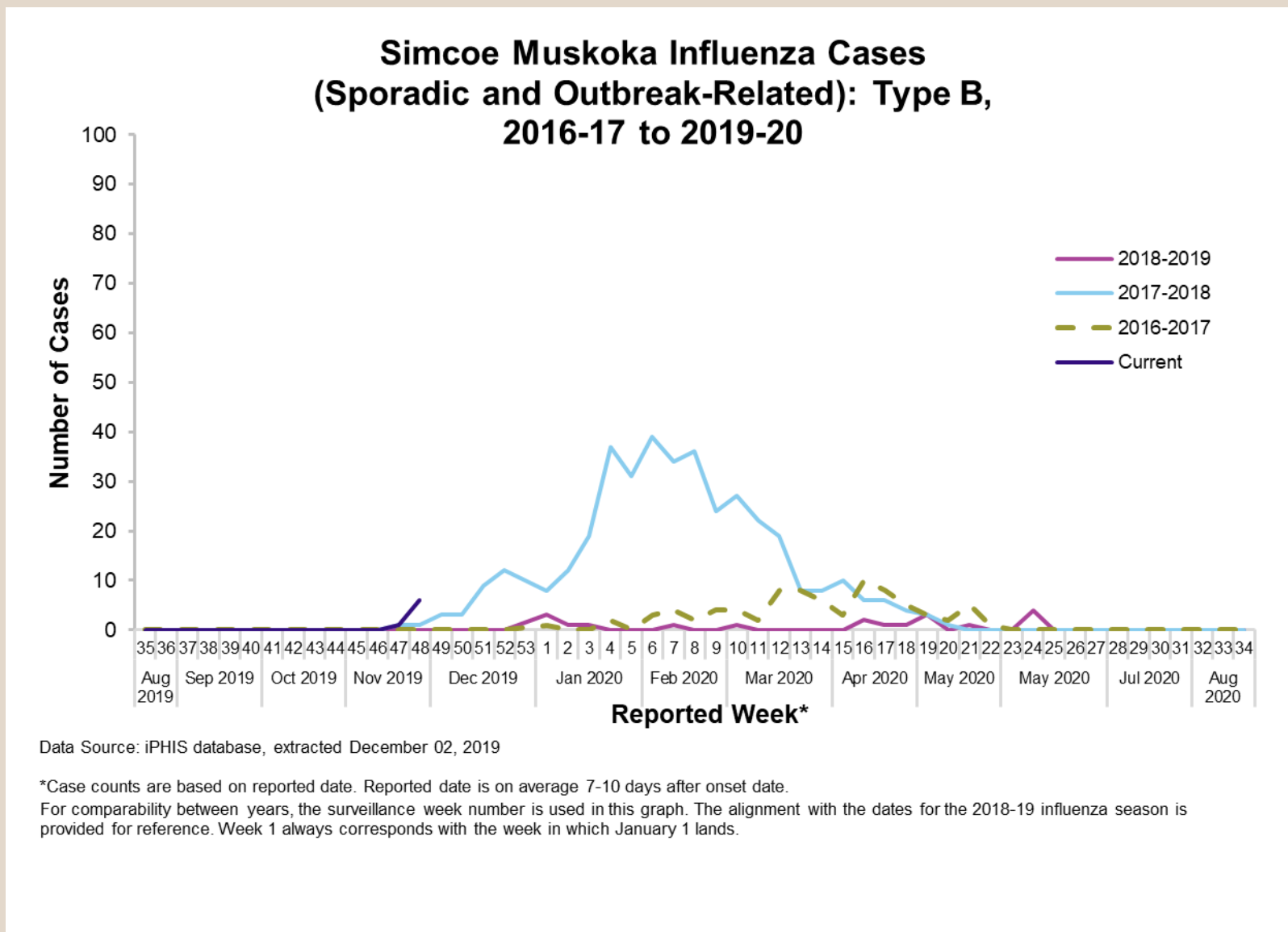


Figure 2: Reported Influenza Cases, Type B, Current Influenza Season with Historical Comparison, Simcoe Muskoka



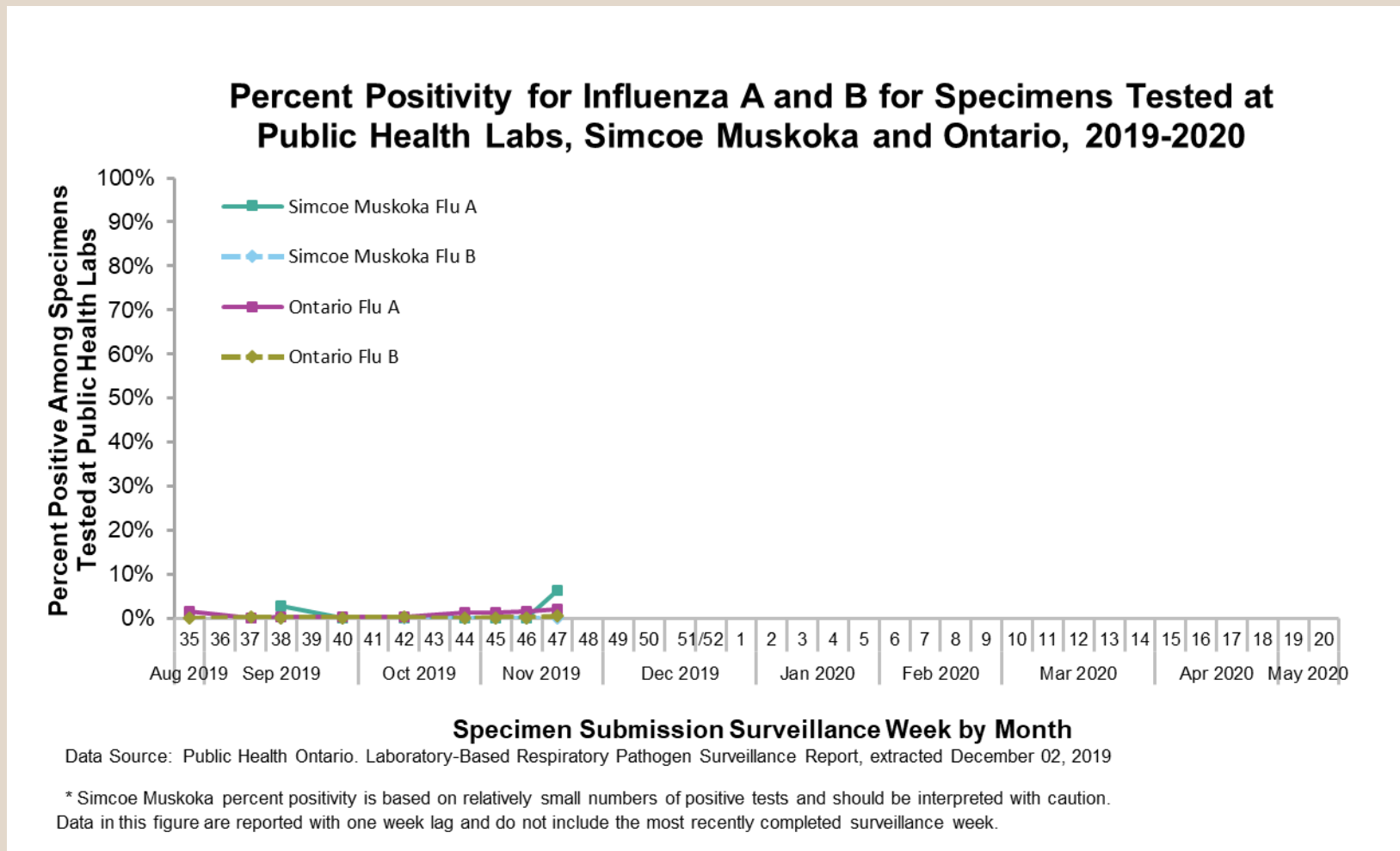
Percent positivity

Note: Percent positivity is reported with one week lag and does not include week 48.

The percentage of flu specimens that are positive (percent positivity) for Influenza A and Influenza B remains low. The provincial percent positivity for influenza A in week 47 was reported at 2.2%, which is similar when compared to week 47. Influenza B percent positivity was reported at 0.5% for week 47.

Locally for week 47, percent positivity for influenza A was reported at 6.4%, while influenza B was 0.0%.

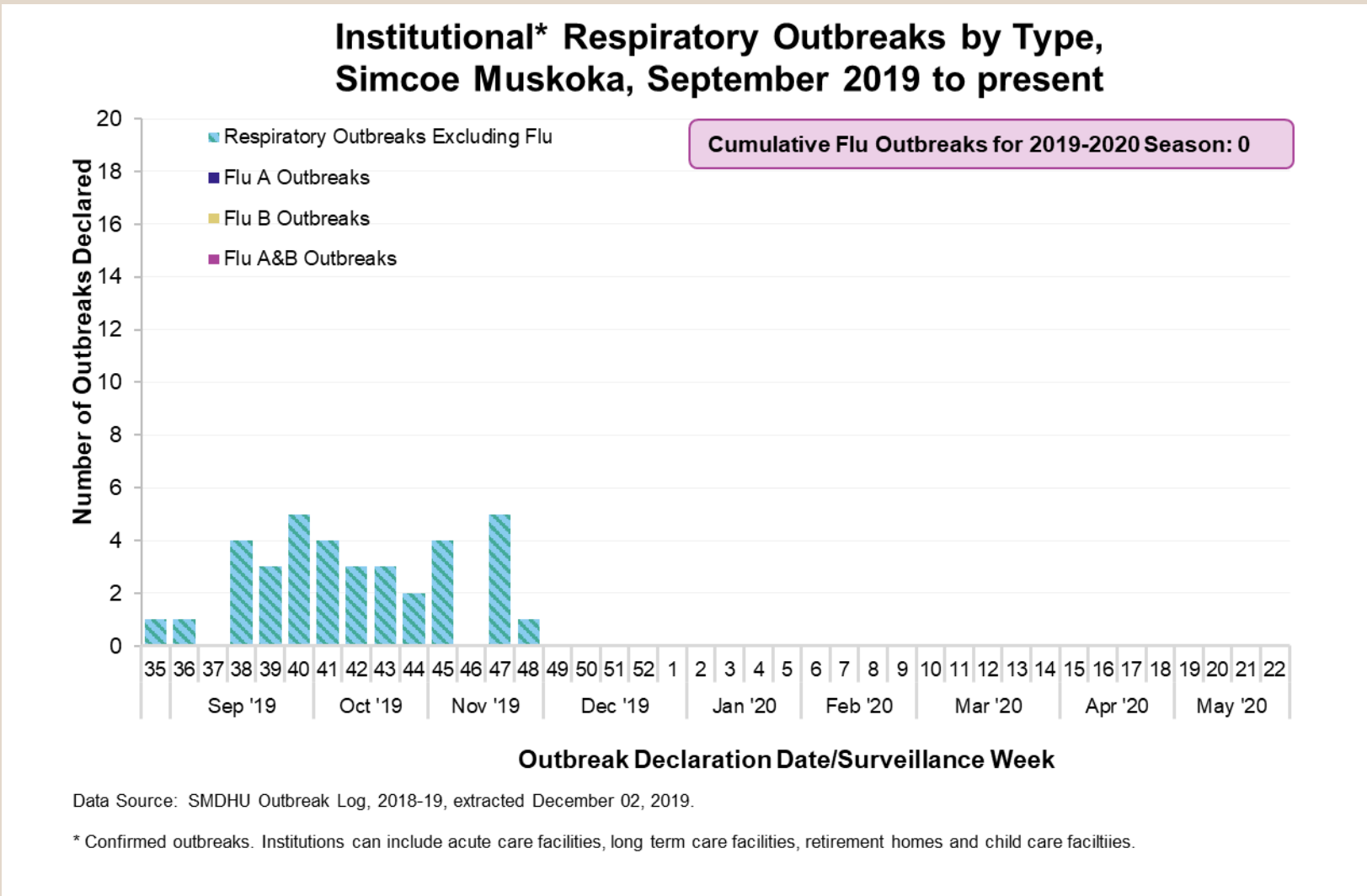
Figure 3: Percent Positivity, Influenza A & B, Simcoe Muskoka & Ontario, 2019-20



Institutional Respiratory Outbreaks

There have been no *lab-confirmed institutional flu outbreaks* in Simcoe Muskoka since September 1, 2019.

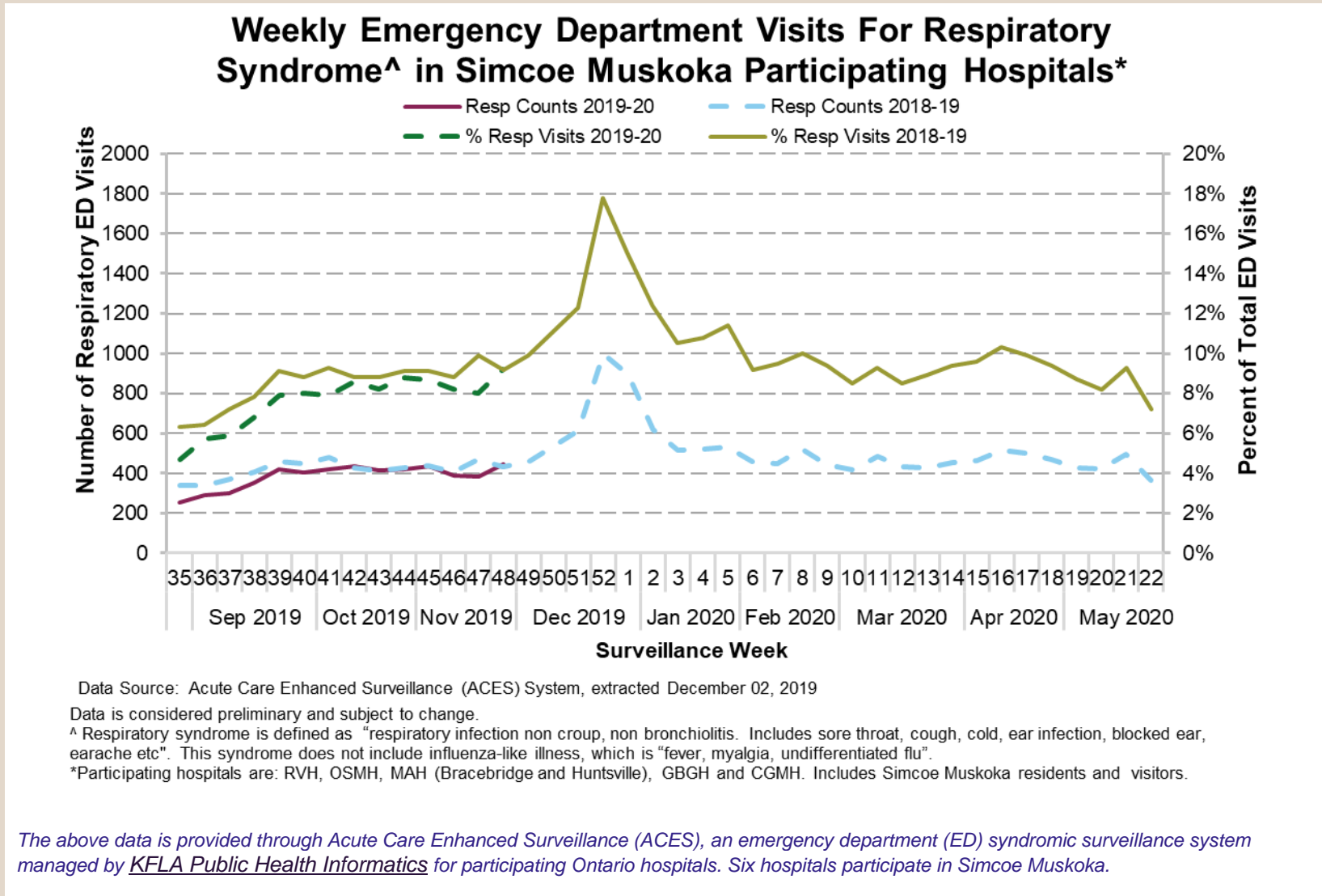
Figure 4: Institutional Outbreaks by Respiratory Pathogen, Simcoe Muskoka, 2019-20



Local Emergency Department Visits

Emergency department visits for respiratory syndrome in Simcoe Muskoka accounted for 9.2% of visits in week 48. This is similar when compared to week 47, and similar when compared to the same point in the 2018-19 season.

Figure 5: Emergency Department Visits for Respiratory Syndrome at Participating Simcoe Muskoka Hospitals, 2018-19, 2019-20 Seasons



Vaccine Match and Influenza Strains

The trivalent 2019-2020 influenza vaccine for the northern hemisphere contains the following strains:

- A/Kansas/14/2017(H3N2)-like;
- A/Brisbane/02/2018(H1N1)pdm09-like; and
- B/Colorado/06/2017-like virus (B/Victoria/2/87 lineage).

Table 2: Local, Provincial and National Matched and Mismatched Flu Specimens and National Match Percent, 2019-20

Influenza Strains	Number of Specimens with Strain Characterization Results		National Match Percent [†]
	Ontario	Canada	
Influenza A Vaccine Strains			
Influenza A (H3N2) A/Kansas/14/2017(H3N2)-like	3	8	17%
Influenza A (H1N1) A/Brisbane/02/2018(H1N1)pdm09-like	3	17	36%
B/Colorado/06/2017-like	6	13	100%
B/Phuket/3073/2013-like virus (Quad vaccine only)	0	0	0%

Data Source: Public Health Ontario. Laboratory-Based Respiratory Pathogen Surveillance Report – Week 47; Public Health Agency of Canada. Flu Watch – Week 47

Provincial and national counts are reported with one week lag and do not include the most recently completed surveillance week. Surveillance weeks can be found [here](#) (pg 9).

[†] Non-vaccine match strains are not reported. Match percent is calculated based on total isolates characterized for each of flu A and flu B. Match percent is based primarily on antigenically similar strains. Antigenic similarity may not be reflective of influenza vaccine effectiveness.

Technical Notes

Definitions

Percentage positivity: the number of positive flu cases divided by the number of specimens tested at Public Health Ontario Labs

Reported activity level: the level of influenza activity that is reported to Public Health Ontario by Simcoe Muskoka, based on influenza cases and outbreaks. Definitions available [here](#) (pg 9).

Surveillance week: The week number corresponding to the week of year, running Sunday to Saturday, inclusive, for reporting influenza activity. January 1 always falls within week 1. A list of the current season's surveillance weeks can be found [here](#).

Limitations

Timeliness:

The provincial data are from one week previous because that is the most recent data available.

The hospital data, local counts of influenza, and outbreaks are current to date.

The number of cases listed in a given surveillance week may change as more information becomes available

Case-Follow-up and iPHIS Data Entry:

While Public Health Ontario only requires case information as provided by the laboratory report, the health unit investigates all outbreak cases, as information is available, in order to provide a more accurate local picture of adverse outcomes and subtyping.

Case Reporting:

Sporadic cases do not accurately describe all cases of influenza as those cases reported are skewed towards individuals more likely to seek medical care and be tested (e.g. young, elderly and immunocompromised).

Additional Resources

Simcoe Muskoka

- [Influenza Fact Sheet](#)
- [Influenza HealthSTATS page](#)

Provincial

- [Ontario Respiratory Pathogen Bulletin](#)
- [Public Health Ontario Laboratory Respiratory Pathogen Surveillance Reports](#)
- [ILI Mapper](#)

Week 47 Provincial Summary: For the 2019-2020 surveillance season to week 47, 185 laboratory-confirmed influenza cases have been reported across Ontario, 56 (30.3%) of which were reported in week 47. Among cumulative cases, 79.5% (147/185) were influenza A.

(Source: Public Health Ontario Respiratory Pathogen Bulletin, Surveillance Week 47, extracted December 3, 2019)

National

- [Public Health Agency of Canada FluWatch](#)

International Resources

- [WHO Global Influenza Surveillance and Response System](#)