






# Weekly Influenza News

## Week 47: November 18 to November 24, 2018

### Week in Review:

Influenza Activity Indicator	Assessment of Indicator*	Interpretation
 <u>Reported cases</u>	Similar	1 local lab-confirmed case reported in <b>week 47</b> ; 1 cases reported in week 46
 <u>Percent Positive of Flu Specimens<sup>†</sup></u>	Similar	<b>Simcoe Muskoka:</b> - flu A (0.0%); flu B (0.0%) <b>Ontario:</b> - flu A (3.0%); flu B (0.1%)
 <u>Local Institutional Outbreaks</u>	Similar	No influenza outbreaks reported for the 2018-19 season to date.
 <u>Local Emergency Department respiratory visits: week 47</u>	Similar	Percentage of visits is similar compared to previous week and similar to the same period for the 2017-18 season.
<b>Week 47 Overall Assessment November 18 to November 24, 2018</b>	<b>Similar</b>	<b>Reported Activity Level: Sporadic</b>  One case of Flu A reported in SMDHU this week. No Flu B activity reported in SMDHU
 <u>Predominant Influenza Strains:</u> Influenza A		

**Notes:** Reported activity level is based on the weekly submission of [Appendix C](#) to Public Health Ontario. Definition available [here](#).

\*Compared to previous [surveillance week](#)

† Reported for week 46

### Reported Local Influenza Cases

In Simcoe Muskoka, there have been **four lab-confirmed influenza case reported** as of 27 November 2018. One case of influenza was reported in week 47.

The four reported influenza A cases have not been subtyped.

🔗 Figure 1 and Figure 2 below provide historic comparisons

*Table 1: Summary of influenza cases for 2018-19 season*

Lab-confirmed Influenza Cases	Week 47		Season-to-Date	
	N	%	N	%
<b>Influenza A</b>	1	100%	4	100%
<b>Influenza B</b>	0	0%	0	0%
<b>Influenza A &amp; B</b>	0	0%	0	0%
<b>Total</b>	<b>0</b>	<b>0%</b>	<b>4</b>	<b>100%</b>

Notes:  
Data source: Communicable Disease Intake Database, extracted on November 27, 2018.

## Historical Comparison

Figure 1: Reported Influenza Cases, Type A, Current Influenza Season with Historical Comparison, Simcoe Muskoka

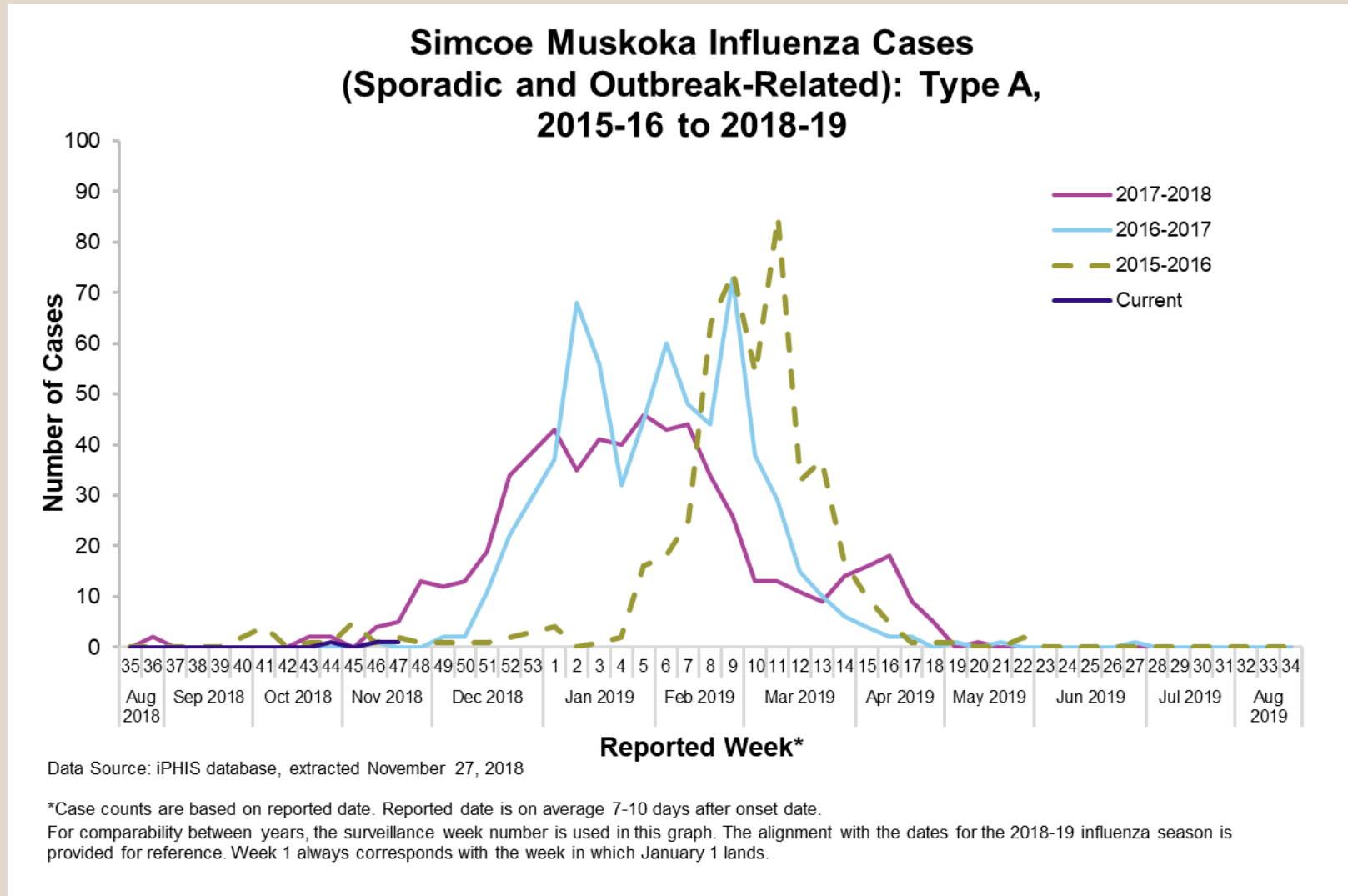
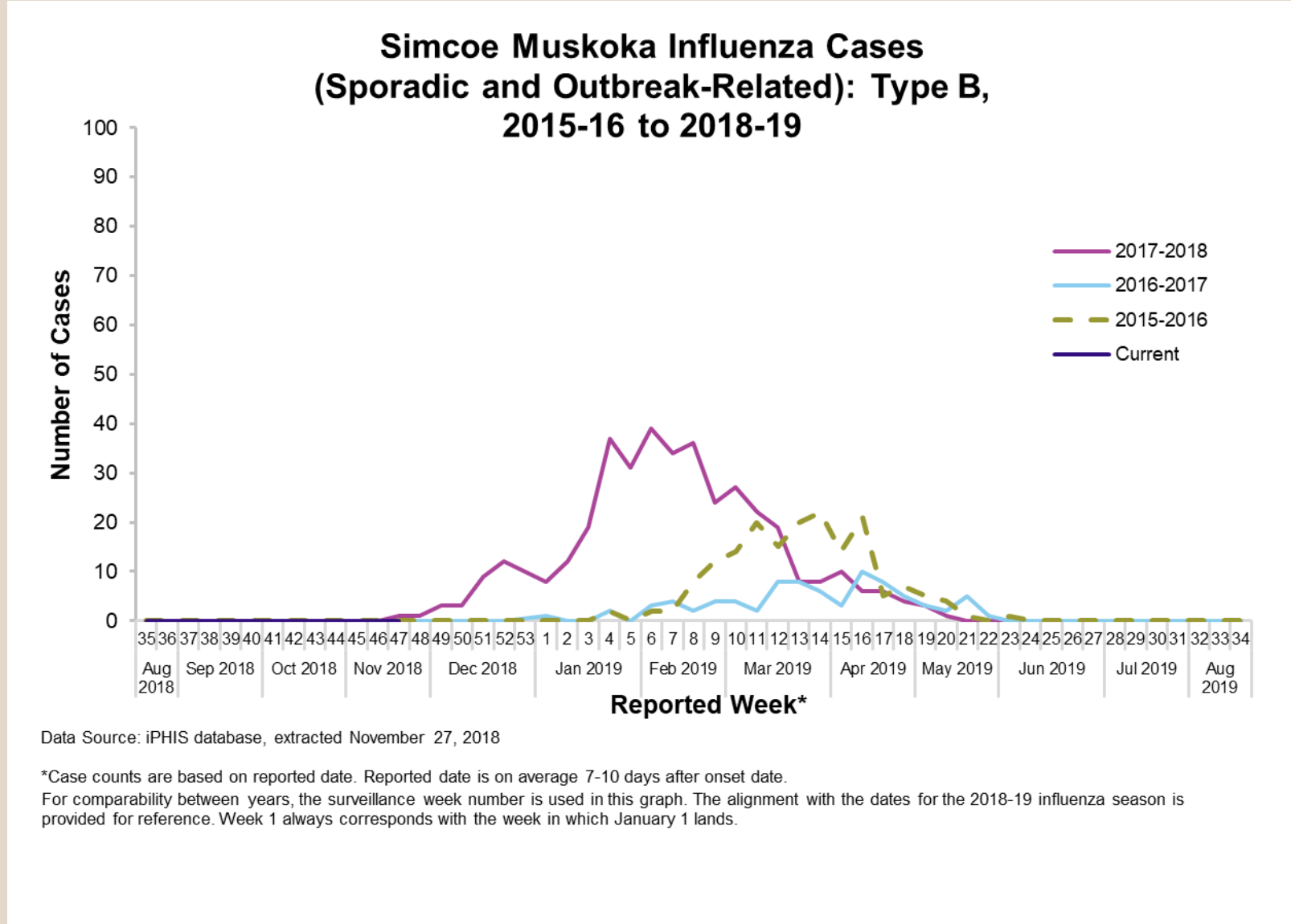


Figure 2: Reported Influenza Cases, Type B, Current Influenza Season with Historical Comparison, Simcoe Muskoka



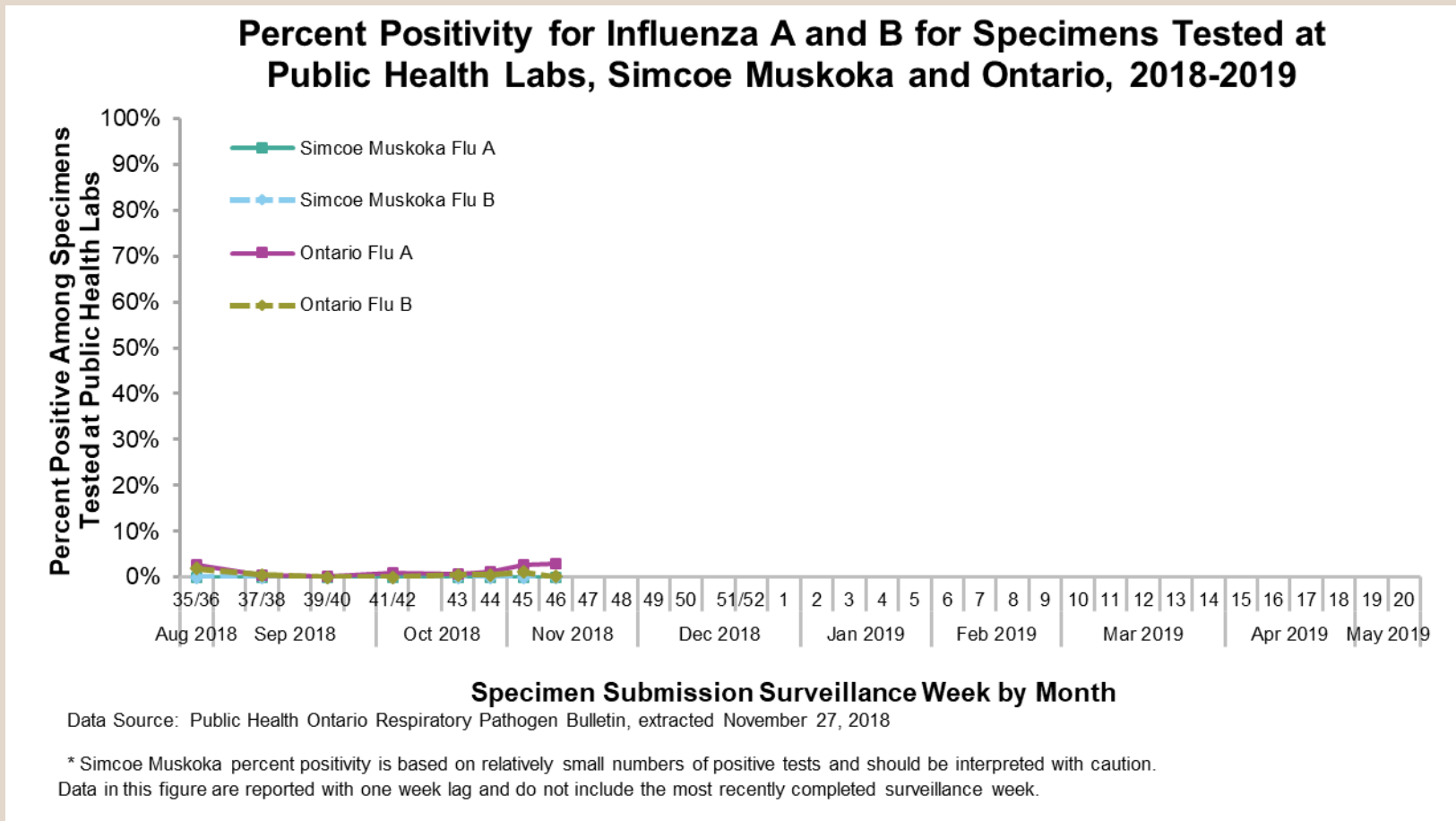
## Percent positivity

Note: Percent positivity is reported with one week lag and does not include week 47.

The percentage of flu specimens that are positive (percent positivity) for Influenza A and Influenza B remains low. The provincial percent positivity for influenza A in week 46 was reported at 3.0%, which is similar when compared to week 45. Influenza B percent positivity was reported at 0.1% for week 46.

Locally for week 46, percent positivity for influenza A and influenza B were both reported at 0.0%.

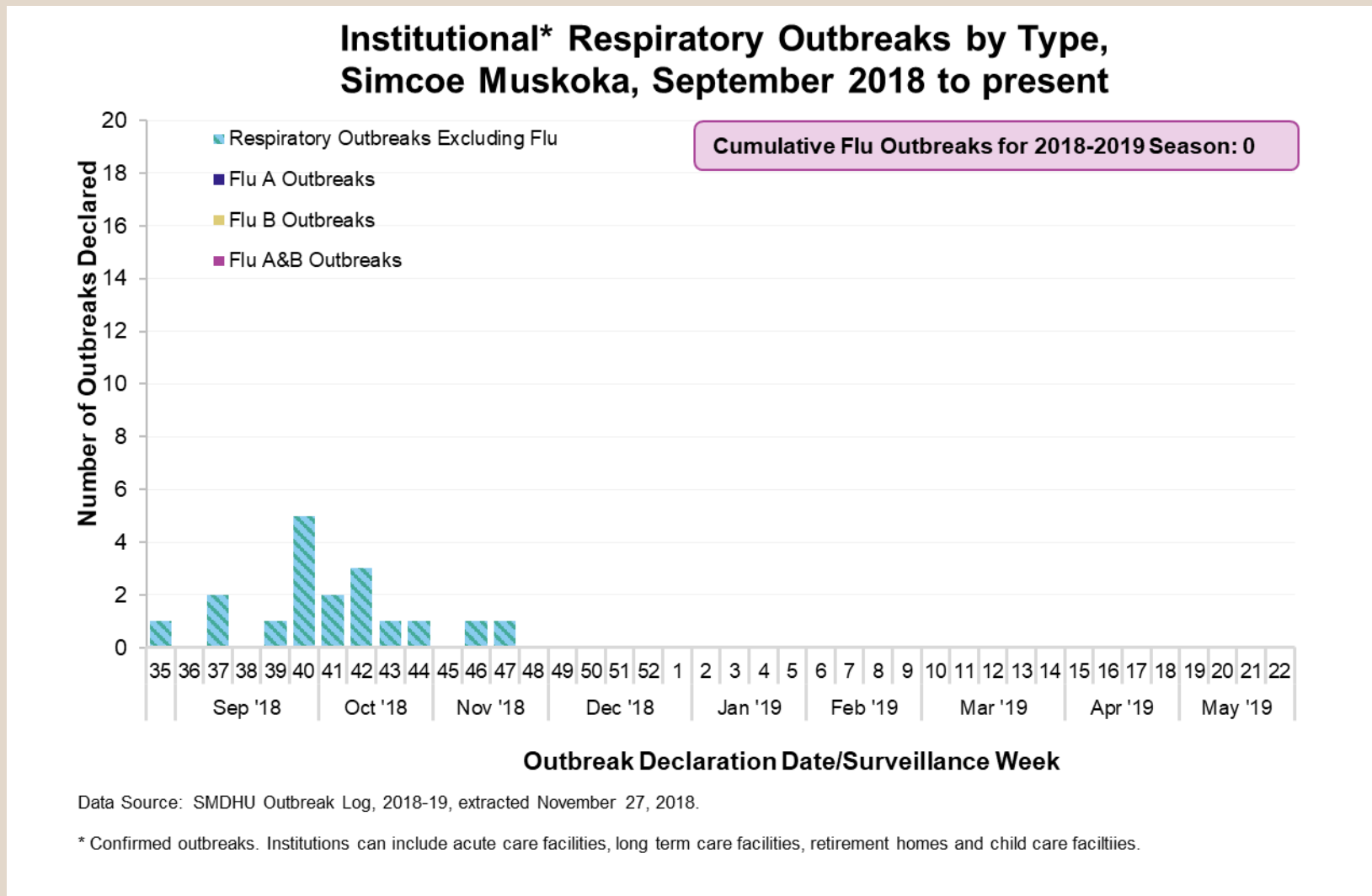
Figure 3: Percent Positivity, Influenza A & B, Simcoe Muskoka & Ontario, 2018-19



## Institutional Respiratory Outbreaks

There have been no *lab-confirmed institutional flu outbreaks* in Simcoe Muskoka since September 1, 2018.

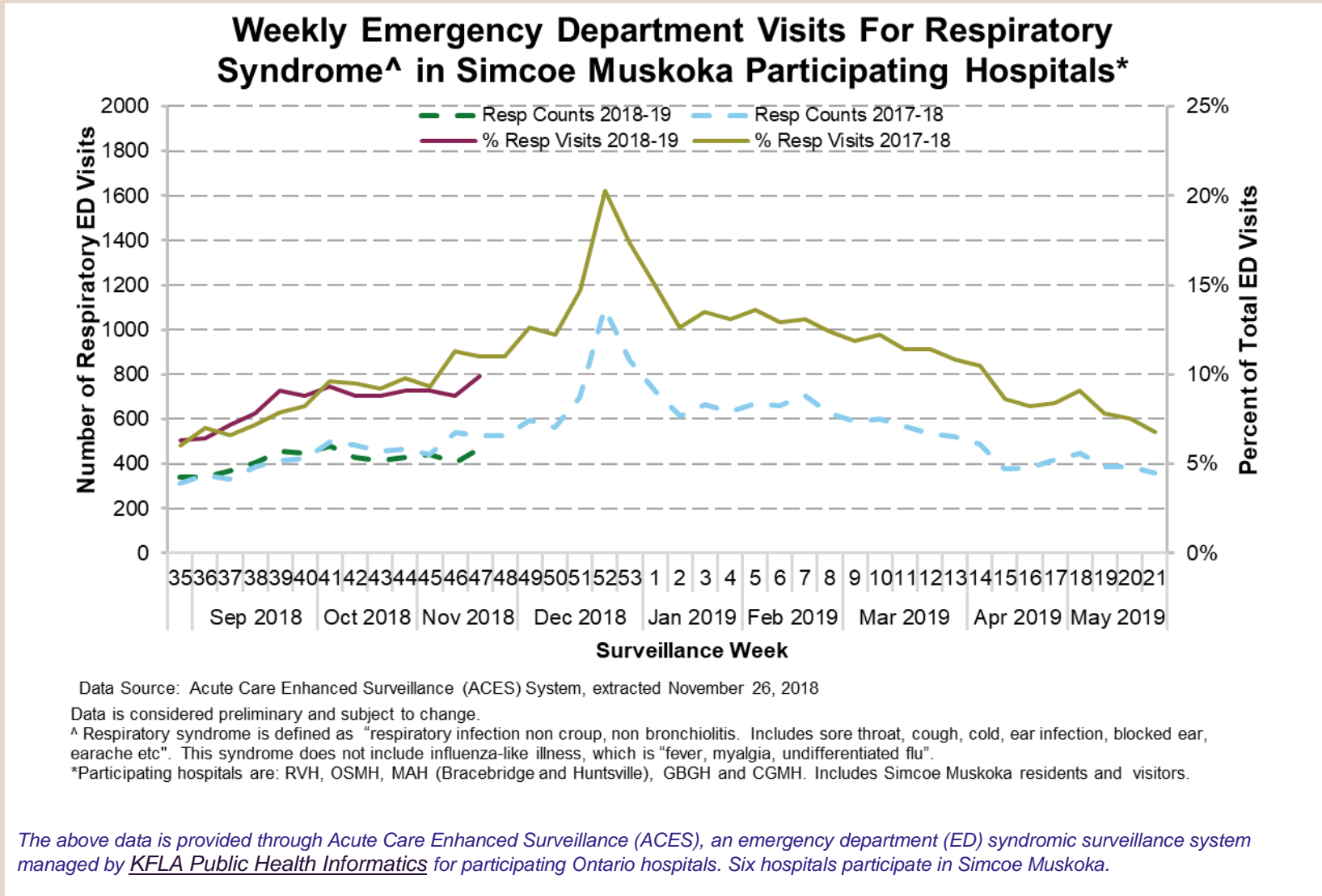
Figure 4: Institutional Outbreaks by Respiratory Pathogen, Simcoe Muskoka, 2018-19



### Local Emergency Department Visits

Emergency department visits for respiratory syndrome in Simcoe Muskoka accounted for 9.9% of visits in week 47. This is similar when compared to week 46, and similar when compared to the same point in the 2017-18 season.

Figure 5: Emergency Department Visits for Respiratory Syndrome at Participating Simcoe Muskoka Hospital, 2017-18, 2018-19 Seasons



## Vaccine Match and Influenza Strains

The trivalent 2018-2019 influenza vaccine for the northern hemisphere contains the following strains:

- A/Michigan/45/2015 (H1N1)pdm09-like virus;
- A/Singapore/INFIMH-16-0019/2016 (H3N2)-like virus; and
- B/Colorado/06/2017-like virus (B/Victoria/2/87 lineage).

*Table 2: Local, Provincial and National Matched and Mismatched Flu Specimens and National Match Percent, 2018-19*

Influenza Strains	Number of Specimens with Strain Characterization Results		National Match Percent <sup>†</sup>
	Ontario	Canada	
<b>Influenza A Vaccine Strains</b>			
<b>Influenza A (H3N2) A/Singapore/INFIMH-16-0019/2016-like</b>	0	1	2%
<b>Influenza A (H1N1) A/Michigan/45/2015-like</b>	2	48	98%
<b>Influenza B Vaccine Strains</b>			
<b>B/Colorado/06/2017-like</b>	0	0	0%
<b>B/Phuket/3073/2013-like virus</b> (Quad vaccine only)	1	1	100%

**Data Source:** Ontario and Canada Counts: Public Health Ontario Respiratory Pathogen Report, Table 7: Strain characterization completed on influenza isolates at the National Microbiology Laboratory Surveillance week 46, extracted November 27, 2018.

Provincial and national counts are reported with one week lag and do not include the most recently completed surveillance week. Surveillance weeks can be found [here](#).

† Non-vaccine match strains are not reported. Percent match is based on antigenically similar strains. Antigenic similarity may not be reflective of influenza vaccine effectiveness.

As of week 46, nine additional specimens did not grow to sufficient hemagglutination titers for antigenic characterization, but were found to be of the same genetic group as A/Singapore/INFIMH-16-0019/2016-like virus through sequence analysis.



## Technical Notes

### Definitions

**Percentage positivity:** the number of positive flu cases divided by the number of specimens tested at Public Health Ontario Labs

**Reported activity level:** the level of influenza activity that is reported to Public Health Ontario by Simcoe Muskoka, based on influenza cases and outbreaks. Definitions available [here](#).

**Surveillance week:** The week number corresponding to the week of year, running Sunday to Saturday, inclusive, for reporting influenza activity. January 1 always falls within week 1. A list of the current season's surveillance weeks can be found [here](#).

### Limitations

#### Timeliness:

The provincial data are from one week previous because that is the most recent data available.

The hospital data, local counts of influenza, and outbreaks are current to date.

The number of cases listed in a given surveillance week may change as more information becomes available

#### Case-Follow-up and iPHIS Data Entry:

While Public Health Ontario only requires case information as provided by the laboratory report, the health unit investigates all outbreak cases, as information is available, in order to provide a more accurate local picture of adverse outcomes and subtyping.

#### Case Reporting:

Sporadic cases do not accurately describe all cases of influenza as those cases reported are skewed towards individuals more likely to seek medical care and be tested (e.g. young, elderly and immunocompromised).

## Additional Resources

### Simcoe Muskoka

- [Influenza Fact Sheet](#)
- [Influenza HealthSTATS page](#)

### Provincial

- [Ontario Respiratory Pathogen Bulletin](#)
- [Public Health Ontario Laboratory Respiratory Pathogen Surveillance Reports](#)
- [ILI Mapper](#)

**Week 46 Provincial Summary:** For the 2018-2019 surveillance season to week 46, 151 laboratory-confirmed influenza cases have been reported across Ontario, 41 (27.2%) of which were reported in week 46. Among cumulative cases, 84.1% (127/151) were influenza A. Of the 47 reported influenza A cases with subtype information available, 59.6% (28/47) were H3N2 and 40.4% (19/47) were (H1N1)pdm09.

(Source: Public Health Ontario Respiratory Pathogen Bulletin, Surveillance Week 46, extracted November 27, 2018)

### National

- [Public Health Agency of Canada FluWatch](#)

### International Resources

- [WHO Global Influenza Surveillance and Response System](#)