






Weekly Influenza News

Week 44: October 27 to November 2, 2019

Week in Review:

Influenza Activity Indicator	Assessment of Indicator*	Interpretation
 <u>Reported cases</u>	Similar	0 local lab-confirmed case reported in week 44 ; 0 cases reported in week 43
 <u>Percent Positive of Flu Specimens[†]</u>	Similar	Simcoe Muskoka - Data Not Available Ontario - flu A: 0.5%; flu B (0.3%)
 <u>Local Institutional Outbreaks</u>	Similar	No influenza outbreaks reported for the 2019-20 season to date.
 <u>Local Emergency Department respiratory visits: week 44</u>	Similar	Percentage of visits is similar to previous week and to same period for the 2018-19 season.
Week 44 Overall Assessment October 27 to November 2, 2019	Similar	Reported Activity Level: No Activity
		No Flu A activity reported in SMDHU No Flu B activity reported in SMDHU
 <u>Predominant Influenza Strains:</u> Not available		

Notes: Reported activity level is based on the weekly submissions to Public Health Ontario. Definition available [here](#).

*Compared to previous [surveillance week](#)

† Reported for week 43

Reported Local Influenza Cases

In Simcoe Muskoka, there has been **one lab-confirmed influenza case reported** as of 5 November 2019, reported in week 39.

The one reported influenza A case has not been subtyped, and is travel-related.

🔗 Figure 1 and Figure 2 below provide historic comparisons

Table 1: Summary of influenza cases for 2019-20 season

Lab-confirmed Influenza Cases	Week 44		Season-to-Date	
	N	%	N	%
Influenza A	0	0%	1	100%
Influenza B	0	0%	0	0%
Influenza A & B	0	0%	0	0%
Total	0	0%	1	100%
Notes:				
Data source: Communicable Disease Intake Database, extracted on November 5, 2019.				

Historical Comparison

Figure 1: Reported Influenza Cases, Type A, Current Influenza Season with Historical Comparison, Simcoe Muskoka

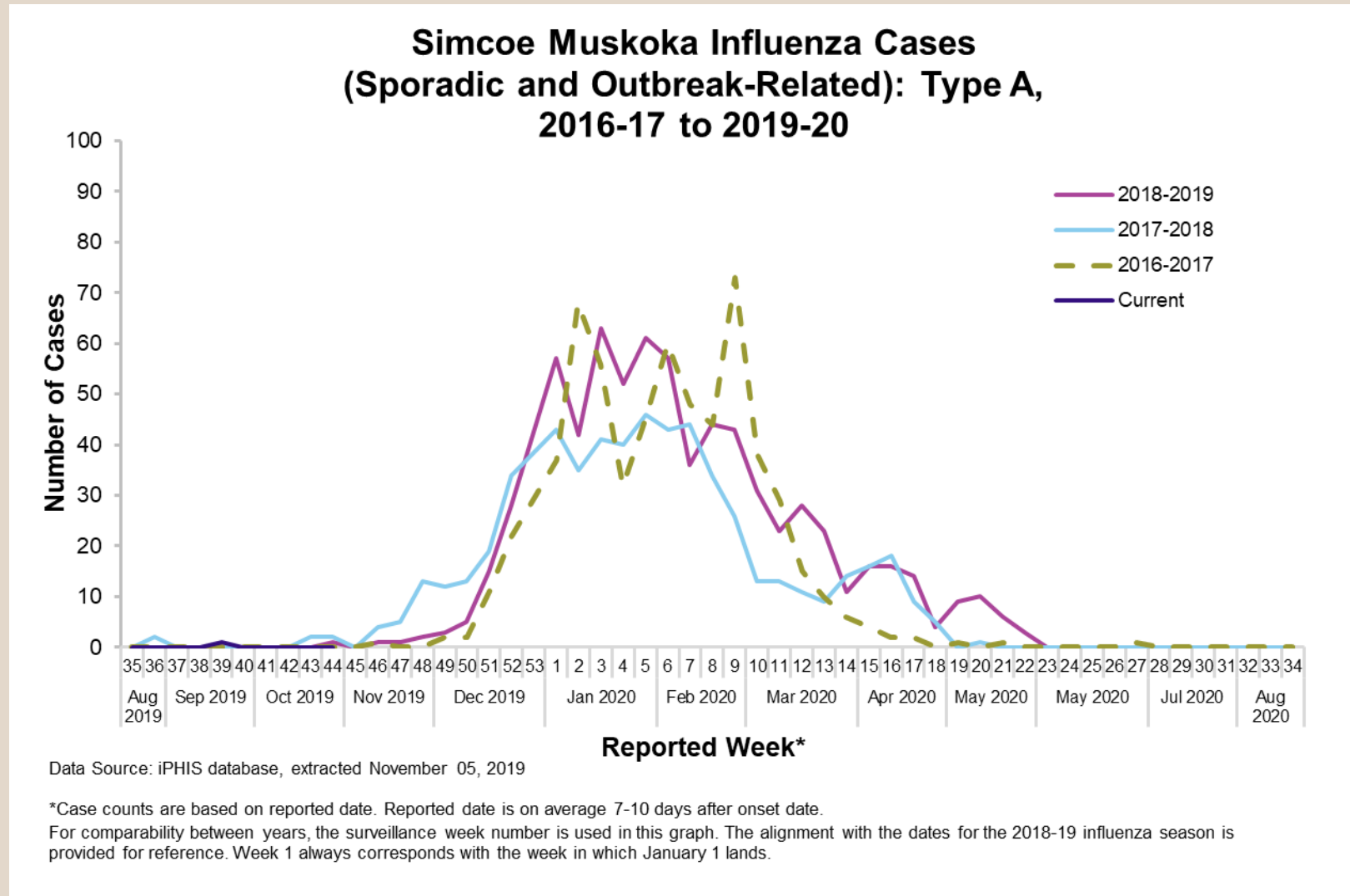
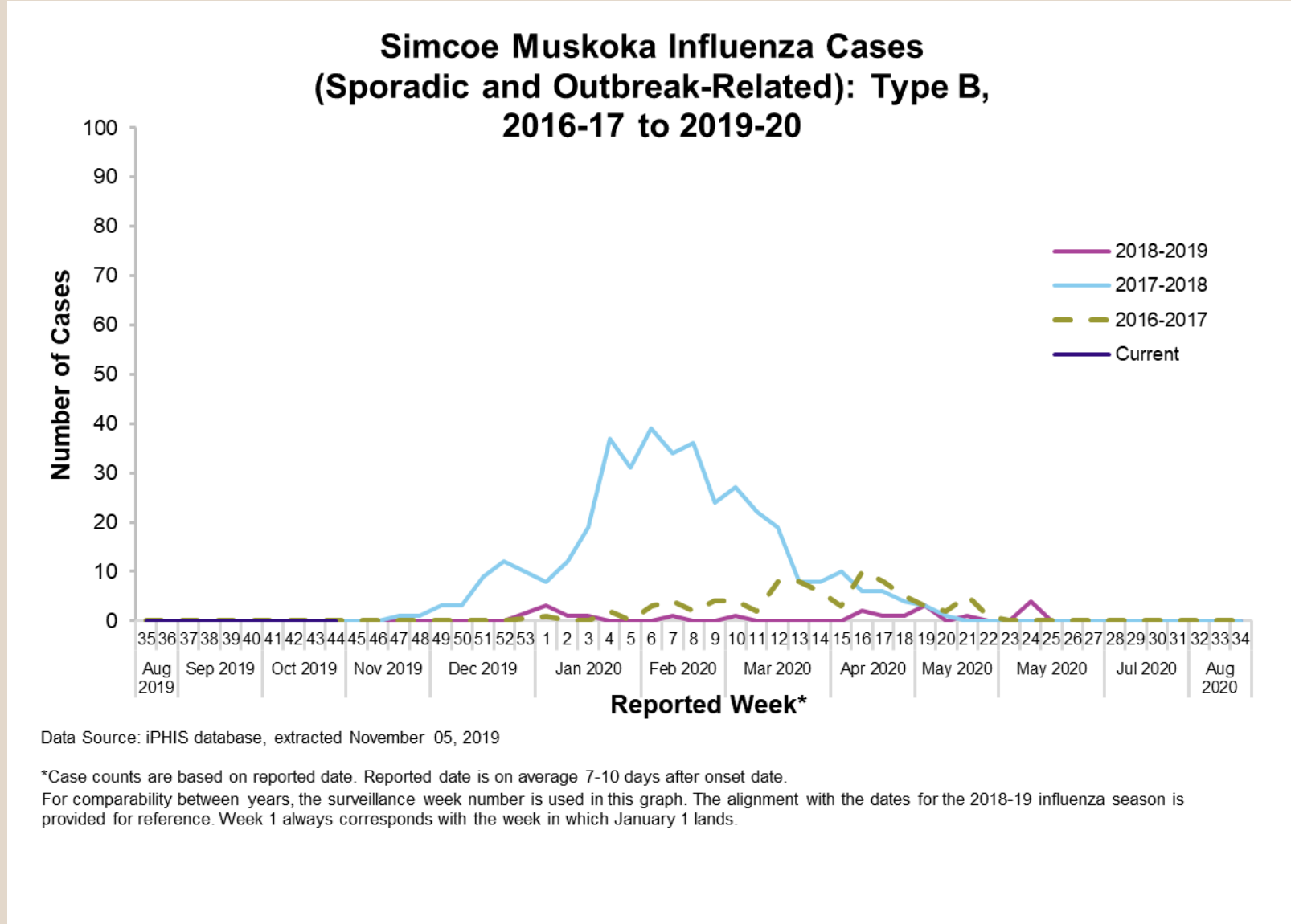


Figure 2: Reported Influenza Cases, Type B, Current Influenza Season with Historical Comparison, Simcoe Muskoka




Percent positivity

Note: Percent positivity is reported with one week lag and does not include week 44.

The percentage of flu specimens that are positive (percent positivity) for Influenza A and Influenza B remains low. The provincial percent positivity for influenza A in week 43 was reported at 0.5%, which is similar when compared to week 42. Influenza B percent positivity was reported at 0.3% for week 43.

Locally percent positivity data for week 43 is not available.

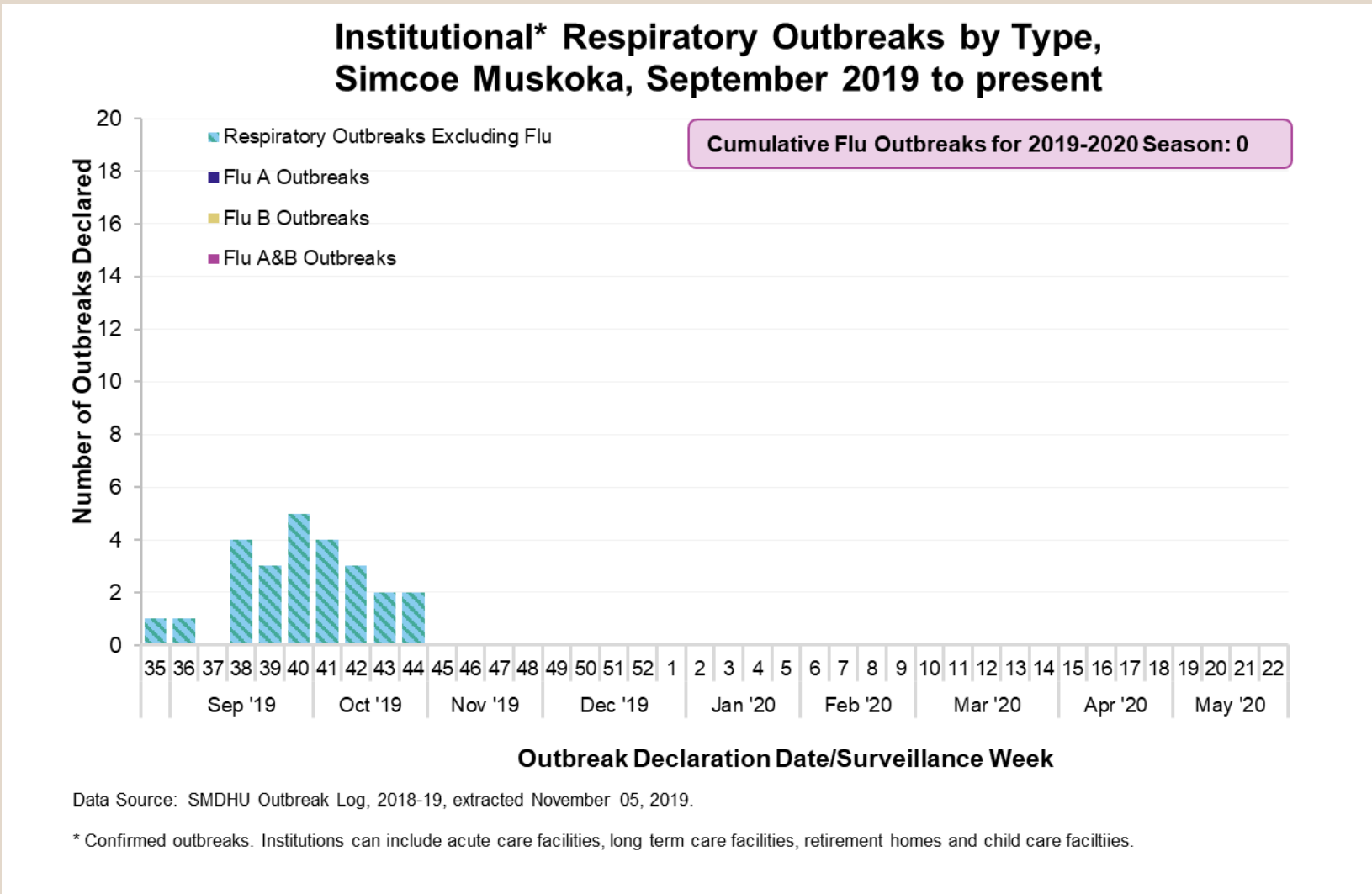
Figure 3: Percent Positivity, Influenza A & B, Simcoe Muskoka & Ontario, 2019-20



Institutional Respiratory Outbreaks

There have been no *lab-confirmed institutional flu outbreaks* in Simcoe Muskoka since September 1, 2019.

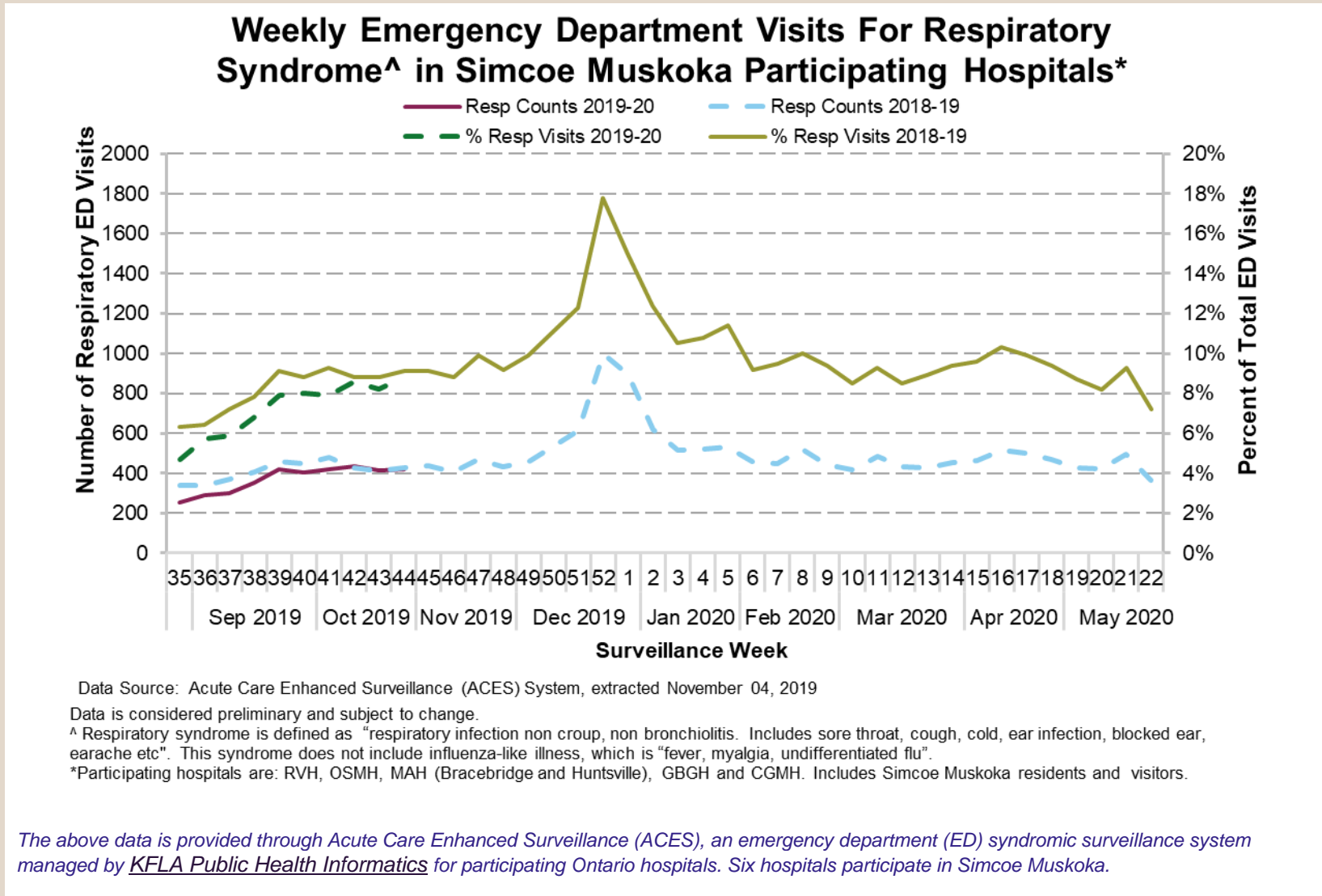
Figure 4: Institutional Outbreaks by Respiratory Pathogen, Simcoe Muskoka, 2019-20



Local Emergency Department Visits

Emergency department visits for respiratory syndrome in Simcoe Muskoka accounted for 8.8% of visits in week 44. This is similar when compared to week 43, and similar when compared to the same point in the 2018-19 season.

Figure 5: Emergency Department Visits for Respiratory Syndrome at Participating Simcoe Muskoka Hospitals, 2018-19, 2019-20 Seasons



Vaccine Match and Influenza Strains

The trivalent 2019-2020 influenza vaccine for the northern hemisphere contains the following strains:

- A/Kansas/14/2017(H3N2)-like;
- A/Brisbane/02/2018(H1N1)pdm09-like; and
- B/Colorado/06/2017-like virus (B/Victoria/2/87 lineage).

Table 2: Local, Provincial and National Matched and Mismatched Flu Specimens and National Match Percent, 2019-20

Influenza Strains	Number of Specimens with Strain Characterization Results		National Match Percent [†]
	Ontario	Canada	
Influenza A Vaccine Strains			
Influenza A (H3N2) A/Kansas/14/2017(H3N2)-like	Data Not Available		
Influenza A (H1N1) A/Brisbane/02/2018(H1N1)pdm09-like			
B/Colorado/06/2017-like	Data Not Available		
B/Phuket/3073/2013-like virus (Quad vaccine only)			

Data Source:

Provincial and national counts are reported with one week lag and do not include the most recently completed surveillance week. Surveillance weeks can be found [here](#) (pg 9).

† Non-vaccine match strains are not reported. Percent match is based on antigenically similar strains. Antigenic similarity may not be reflective of influenza vaccine effectiveness.

Technical Notes

Definitions

Percentage positivity: the number of positive flu cases divided by the number of specimens tested at Public Health Ontario Labs

Reported activity level: the level of influenza activity that is reported to Public Health Ontario by Simcoe Muskoka, based on influenza cases and outbreaks. Definitions available [here](#) (pg 9).

Surveillance week: The week number corresponding to the week of year, running Sunday to Saturday, inclusive, for reporting influenza activity. January 1 always falls within week 1. A list of the current season's surveillance weeks can be found [here](#).

Limitations

Timeliness:

The provincial data are from one week previous because that is the most recent data available.

The hospital data, local counts of influenza, and outbreaks are current to date.

The number of cases listed in a given surveillance week may change as more information becomes available

Case-Follow-up and iPHIS Data Entry:

While Public Health Ontario only requires case information as provided by the laboratory report, the health unit investigates all outbreak cases, as information is available, in order to provide a more accurate local picture of adverse outcomes and subtyping.

Case Reporting:

Sporadic cases do not accurately describe all cases of influenza as those cases reported are skewed towards individuals more likely to seek medical care and be tested (e.g. young, elderly and immunocompromised).

Additional Resources

Simcoe Muskoka

- [Influenza Fact Sheet](#)
- [Influenza HealthSTATS page](#)

Provincial

- [Ontario Respiratory Pathogen Bulletin](#)
- [Public Health Ontario Laboratory Respiratory Pathogen Surveillance Reports](#)
- [ILI Mapper](#)

Week 43 Provincial Summary: For the 2019-2020 surveillance season to week 43, 54 laboratory-confirmed influenza cases have been reported across Ontario, 11 (20.4%) of which were reported in week 43. Among cumulative cases, 79.6% (43/54) were influenza A.

(Source: Public Health Ontario Respiratory Pathogen Bulletin, Surveillance Week 43, extracted November 5, 2019)

National

- [Public Health Agency of Canada FluWatch](#)

International Resources

- [WHO Global Influenza Surveillance and Response System](#)