






Weekly Influenza News

Week 14: April 2 to April 8, 2017

Week in Review:

Influenza Activity Indicator	Assessment of Indicator*	Interpretation
 <u>Reported cases</u>	Slightly Lower	12 local lab-confirmed case reported in week 14 ; 18 cases reported in week 13
 <u>Percent Positive of Flu Specimens[†]</u>	Similar [†]	Simcoe Muskoka: - flu A (9.8%); flu B (6.1%) Ontario: - flu A lower at 8.6%; flu B higher (8.1%)
 <u>Local Institutional Outbreaks</u>	Similar	No institutional influenza outbreaks were declared in week 14. Twenty-three influenza outbreaks reported for season to date.
 <u>Influenza Strains</u>	Similar	Predominant strains: Influenza A (H3N2) (90%)
 <u>Local Emergency Department respiratory visits: week 14</u>	Slightly Higher	Percentage of visits is slightly higher compared to previous week; visits in recent weeks are similar to previous flu seasons
Week 14 Overall Assessment April 2 to April 8, 2017	Similar	Reported Activity Level: Sporadic Six new cases of Flu A in SMDHU. Six new cases of Flu B in SMDHU.

Notes: Reported activity level is based on the weekly submission of [Appendix C](#) to Public Health Ontario. Definition available [here](#).

*Compared to previous [surveillance week](#)

† Reported for week 13; assessment of indicator based primarily on provincial percent positivity due to low local counts

Reported Local Influenza Cases

In Simcoe Muskoka, there have been 652 **lab-confirmed influenza cases reported** as of 11 April 2017; 12 (2%) of which were reported in week 14 – this is slightly lower compared to week 13.

Of the 495 reported influenza cases with subtype information available:

- 488 (98.5%) of the cases were influenza A, subtype H3.
 - Seventeen of these cases were further subtyped to H3N2.
 - Of these seventeen, five were identified as A/HONG KONG/4801/2014-LIKE(H3N2)
- One case was identified as H1N1(pdm09)
- Six (1.2%) of the cases were influenza B/Phuket/3073/13-like

🔗 Figure 2 and Figure 3 below provide historic comparisons

Table 1: Summary of influenza cases for 2016/17 season

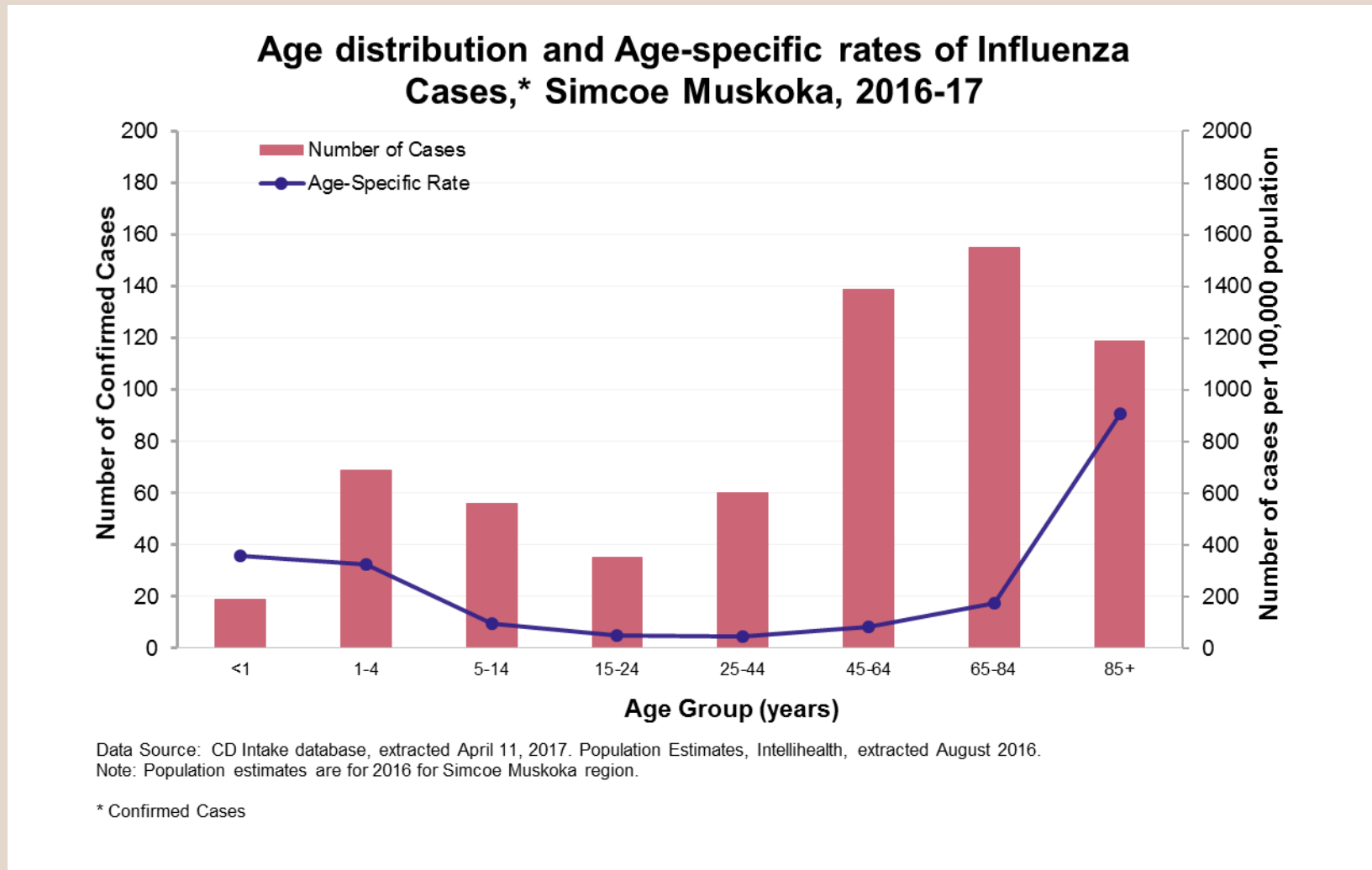
Lab-confirmed Influenza Cases	Week 14		Season-to-Date	
	N	%	N	%
Influenza A	6	50%	605	93%
Influenza B	6	50%	46	7%
Influenza A & B	0	0%	1	0%
Total	12	100%	652	100%
Notes:				
Data source: Communicable Disease Intake Database, extracted on April 4, 2017				

Age Distribution

For the season-to-date, 42% of cases have been reported in individuals aged 65 and older. The corresponding age-specific rates are 172.5 per 100,000 population (65-84 years) and 907.4 cases per 100,000 population (85+ years), respectively. While less than 5% of cases were reported in the <1 years of age group, the age-specific rates is 355.9 cases per 100,000 population.

Mean age of reported flu cases: **51.4 years**

Figure 1: Number and Age-specific Rate of Influenza Cases by Age Group, Simcoe Muskoka, September 2016 to present



Historical Comparison

Figure 2: Reported Influenza Cases, Type A, Current Influenza Season with Historical Comparison, Simcoe Muskoka

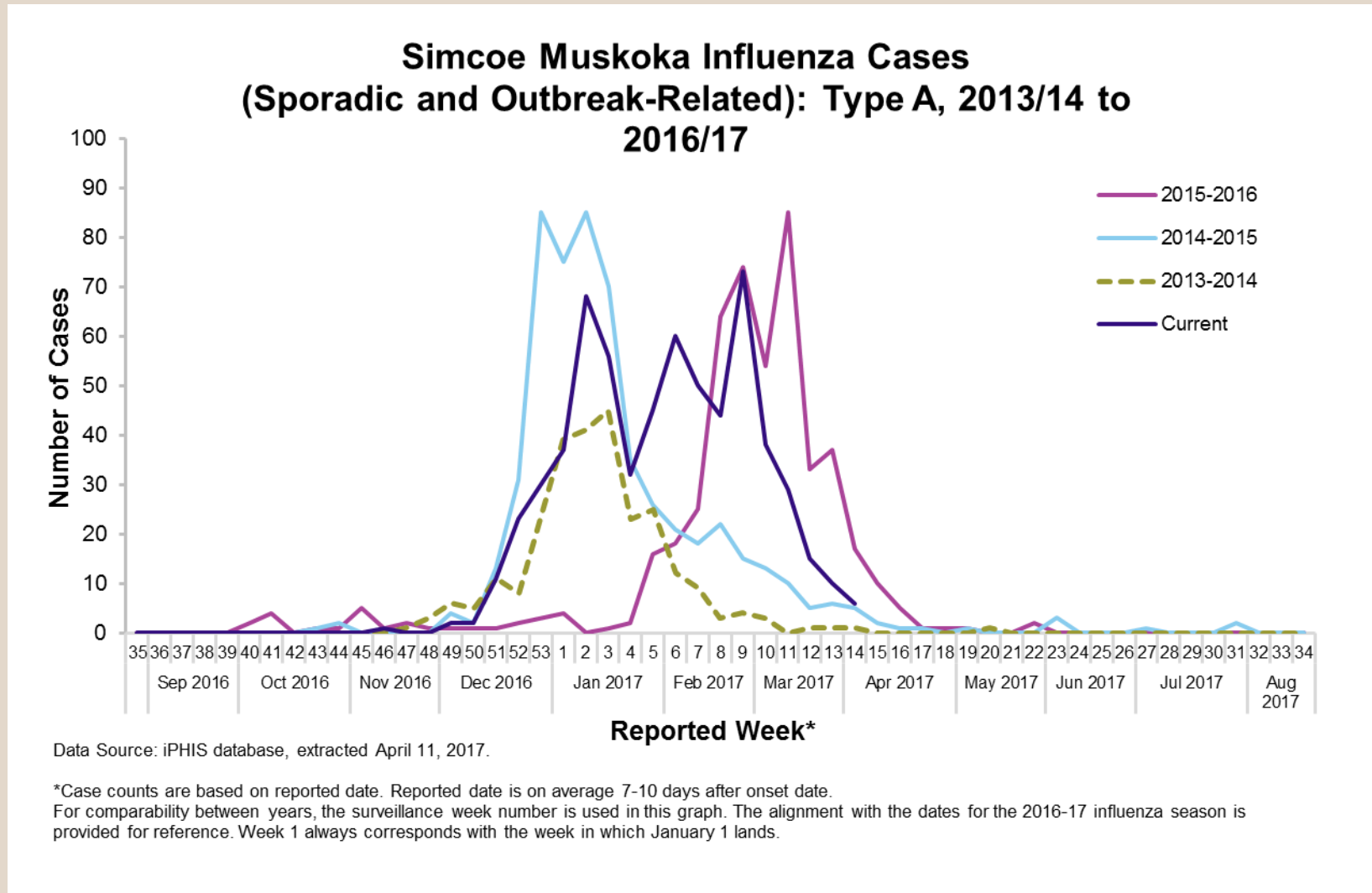
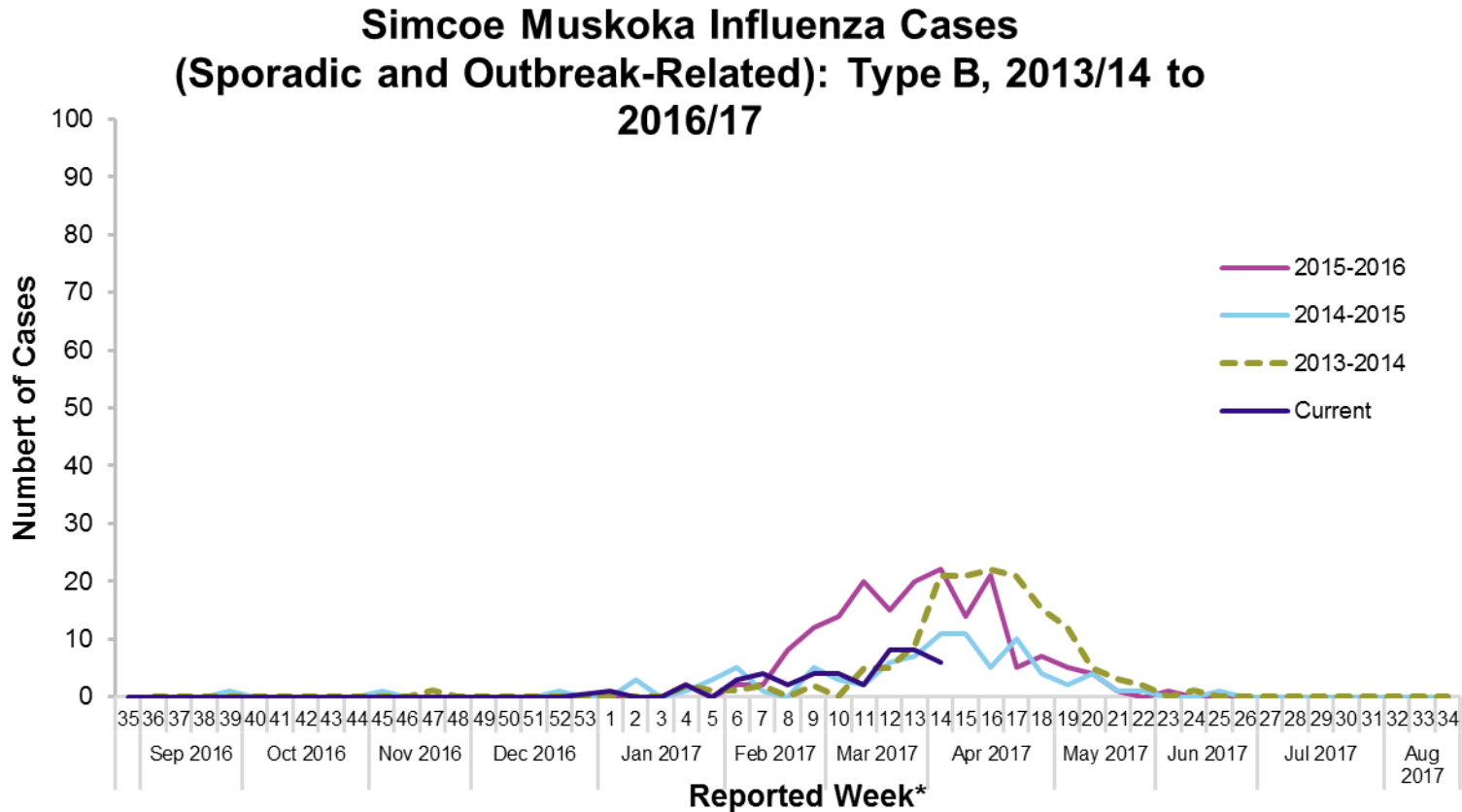


Figure 3: Reported Influenza Cases, Type B, Current Influenza Season with Historical Comparison, Simcoe Muskoka



Data Source: iPHIS database, extracted April 11, 2017.

*Case counts are based on reported date. Reported date is on average 7-10 days after onset date. For comparability between years, the surveillance week number is used in this graph. The alignment with the dates for the 2016-17 influenza season is provided for reference. Week 1 always corresponds with the week in which January 1 lands.

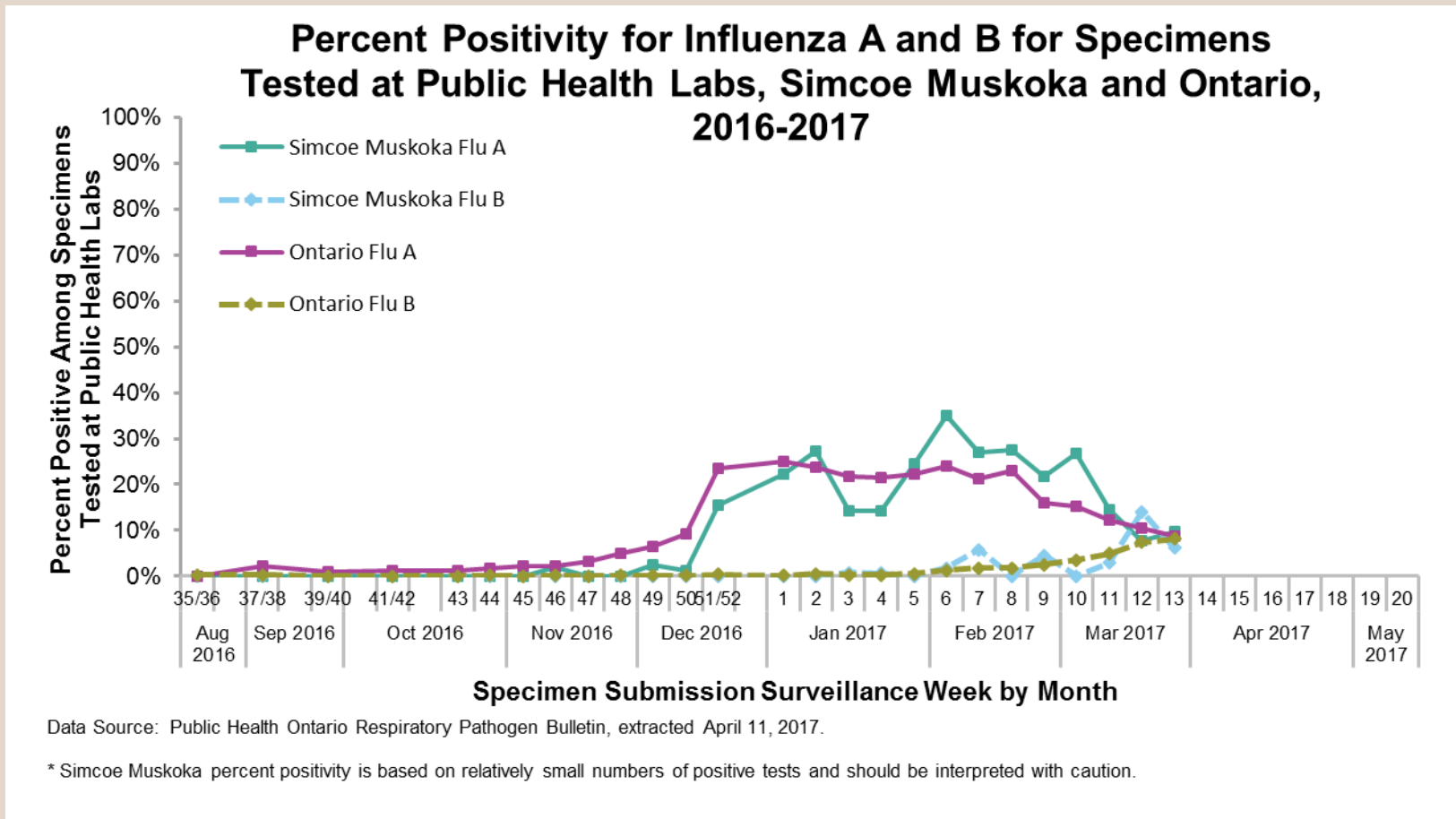
Percent positivity

Note: Percent positivity is reported with one week lag and does not include week 14. Percent positivity is reported for week 13.

The percentage of flu specimens that are positive (percent positivity) for Influenza A continues to decline. The provincial percent positivity for influenza A in week 13 was reported at 8.6%, which is lower than week 12. Influenza B percent positivity was reported at 8.1% for week 13 which is slightly higher compared to week 12.

Locally for week 13, percent positivity for influenza A was reported at 9.8%, while influenza B decreased to 8.1%.

Figure 4: Percent Positivity, Influenza A & B, Simcoe Muskoka & Ontario, 2016/17

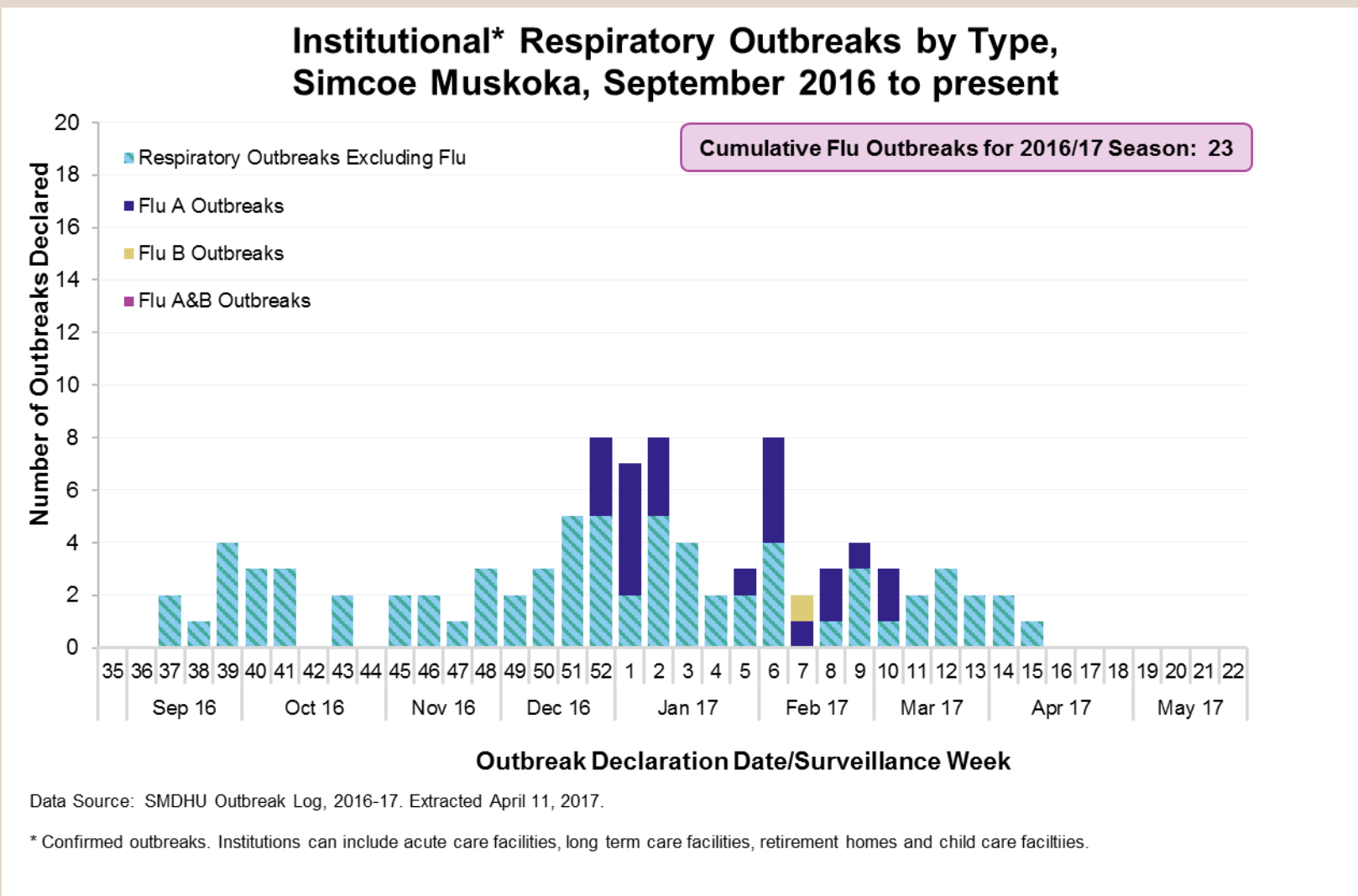


Institutional Respiratory Outbreaks

There have been 23 *lab-confirmed institutional flu outbreaks* in Simcoe Muskoka since September 1, 2016:

- Influenza A: 22 outbreaks
- Influenza B: one outbreak

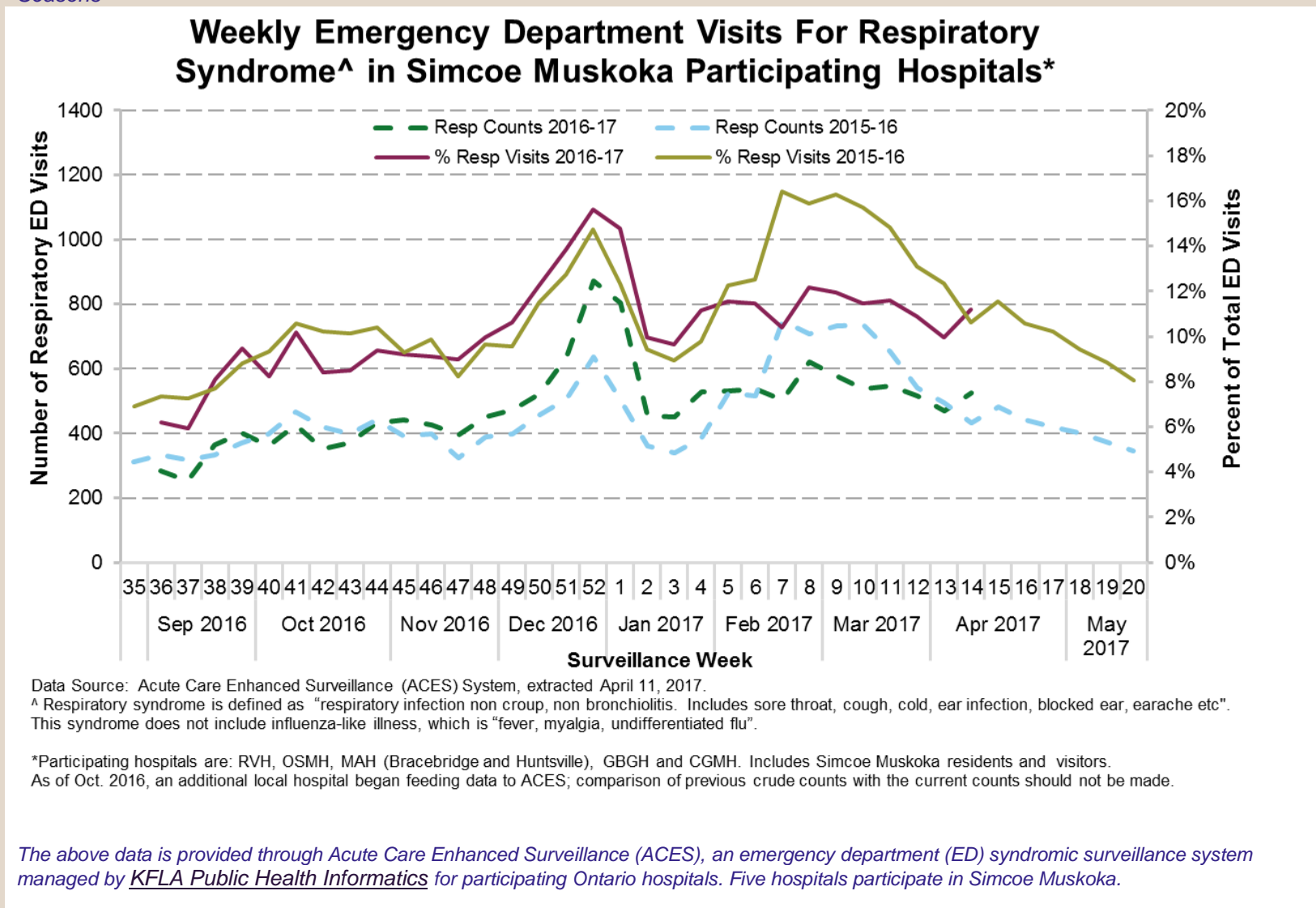
Figure 5: Institutional Outbreaks by Respiratory Pathogen, Simcoe Muskoka, 2016/17



Local Emergency Department Visits

Emergency department visits for respiratory syndrome in Simcoe Muskoka accounted for 11.2% of visits in week 14. This is slightly higher compared to week 13, and similar to the 2015/16 season. The large increase and subsequent decrease in visits at the beginning of 2017 follows the seasonal pattern observed in previous years, particularly the 2014/15 season.

Figure 6: Emergency Department Visits for Respiratory Syndrome at Participating Simcoe Muskoka Hospital, 2015/16, 2016/17 Seasons



Vaccine Match and Influenza Strains

The trivalent 2016-2017 influenza vaccine contains the following strains:

- A/California/7/2009 (H1N1)pdm09-like virus;
- A/Hong Kong/4801/2014 (H3N2)-like virus;
- B/Brisbane/60/2008-like virus.

For the season to date, the vaccine appears to be a good match for the circulating influenza strains across Canada.

The World Health Organization has issued their recommendation for the [2017/2018 seasonal influenza vaccine](#).

Table 2: Local, Provincial and National Matched Flu Specimens and National Match Percent, 2016-17

Influenza Strains	Number of Specimens with Strain Characterization Results			National Match Percent †
	Simcoe Muskoka*	Ontario	Canada	
Influenza A Vaccine Strains				
Influenza A (H3N2) A/Hong Kong/4801/2014-like	5	204	332	90%
Influenza A (H1N1) A/California/07/09-like	0	29	35	10%
Influenza B Vaccine Strains				
B/Brisbane/60/08-like	0	26	42	26%
B/Phuket/3073/13-like (Quad vaccine only)	6	61	122	74%

Data Source: Ontario and Canada Counts: Public Health Ontario Respiratory Pathogen Report, Table 8: Strain characterization completed on influenza isolates at the National Microbiology Laboratory, Surveillance week 13; SMDHU Counts: CD Intake Database, extracted April 11, 2017.

*Simcoe Muskoka counts are current to the most recently completed surveillance week (week 14). A zero count indicates no strain characterization results are available. Provincial and national counts are reported with one week lag and do not include the most recently completed surveillance week. Surveillance weeks can be found [here](#).

† Non-vaccine match strains are not reported. Percent match is based on antigenically similar strains. As of week 13, an additional 994 specimens did not grow to sufficient hemagglutination titers for antigenic characterization, but were found to be of the same genetic group as A/Hong Kong/4801/2014-like virus through sequence analysis.

Technical Notes

Definitions

Percentage positivity: the number of positive flu cases divided by the number of specimens tested at Public Health Ontario Labs

Reported activity level: the level of influenza activity that is reported to Public Health Ontario by Simcoe Muskoka, based on influenza cases and outbreaks. Definitions available [here](#).

Surveillance week: The week number corresponding to the week of year, running Sunday to Saturday, inclusive, for reporting influenza activity. January 1 always falls within week 1. A list of the current season's surveillance weeks can be found [here](#).

Limitations

Timeliness:

The provincial data are from one week previous because that is the most recent data available.

The hospital data, local counts of influenza, and outbreaks are current to date.

The number of cases listed in a given surveillance week may change as more information becomes available

Case-Follow-up and iPHIS Data Entry:

While Public Health Ontario only requires detailed information on every fifth case of influenza reported to SMDHU, the health unit investigates all hospitalized influenza cases in order to ensure accurate adverse outcomes and subtyping data is available.

Case Reporting:

Sporadic cases do not accurately describe all cases of influenza as those cases reported are skewed towards individuals more likely to seek medical care and be tested (e.g. young, elderly and immunocompromised).

Additional Resources

Simcoe Muskoka

- [Influenza Fact Sheet](#)
- [Influenza HealthSTATS page](#)

Provincial

- [Ontario Respiratory Pathogen Bulletin](#)
- [Public Health Ontario Laboratory Respiratory Pathogen Surveillance Reports](#)
- [ILI Mapper](#)

Week 13 Provincial Summary: For the 2016-2017 surveillance season to week 13, 11,170 laboratory-confirmed influenza cases have been reported across Ontario, 271 (2%) of which were reported in week 13. Among cumulative cases, 93.8% (10,474/11,170) were influenza A. Of the 5804 reported influenza A cases with subtype information available, 99.2% (5759/5804) were H3N2 and 0.8% (45/5804) were (H1N1)pdm09.

(Source: Public Health Ontario Respiratory Pathogen Bulletin, Surveillance Week 13, extracted April 11, 2017.)

National

- [Public Health Agency of Canada FluWatch](#)

International Resources

- [WHO Global Influenza Surveillance and Response System](#)