

Safe Sharps Disposal

What to do if you find needles in your community

What is a sharp?

Needles (sharps) are items that may be contaminated with body fluids, such as blood, and can puncture or cut skin.

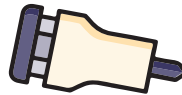
Some examples are:



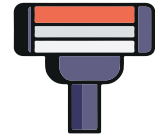
Used needles



Used syringes with needles attached



Lancets (used for skin prick blood samples)







Used razors



What to do if you find a sharp(s)?



DO

-  Find a hard plastic container with a lid (e.g., bleach or peanut butter container) and put it on a flat surface. Do not hold the container.
-  Wear gloves or use tongs to pick up the needle. Put the needle (sharp end pointing down) into the container and tighten the lid.
-  Wash your hands with soap and water right after.
-  Take the container to your local health unit office or household hazardous waste disposal site.

DON'T

-  Try to remove, bend or recap the needle.
-  Flush sharps down the toilet or throw them in the garbage or recycling box.



Children should never touch a discarded needle, but show an adult where it is.
"If it's not yours, don't touch."

Do you have a needle stick injury?

- 1 Stay calm.** The risk of infection from illnesses such as Tetanus, Hepatitis B, C and HIV is very low.
- 2 Let the wound bleed freely.** Do not squeeze, suck, scrub or rub the wound.
- 3 Wash the wound with soap and water** as soon as possible.
- 4 See a health care provider right away.**

Immunizations are required throughout your life time.

Talk to your health care provider about **Tetanus** and **Hepatitis B** immunizations you might be missing.

